

EUNOIA
Fitness

powered by

PMX™

www.eunoia.fitness



CATÁLOGO 2024

AMERICAN MADE



POWER RACKS	1
PISOS	16
PLATAFORMAS PERSONALIZADAS	20
EQUILIZER	23
ABDOMINALES Y ESPALDA	24
TREN INFERIOR	25
BANCOS UTILITARIOS	26
EQUIPO DE ENTRENAMIENTO	28
BARRAS	29
DISCOS	30
PESAS	32
BASTIDORES PARA PESAS	33
ALMACENAMIENTO DE PESAS	34
BALONES MEDICINALES	36
CAJAS DE PLIOMETRÍA Y ACCESORIOS	37
EQUIPO PARA DISCOS	38
SERIE SILENCIOSA	41
SERIE RAPTOR	42
PESO SELECTORIZADO	44
MÁQUINAS DE CABLE	46
MULTI GIMNASIOS	48
SERIE CM-900	49
MÁQUINAS DE CARDIO	52
EQUIPO PERSONALIZADO	61

CARACTERÍSTICAS

- 3" x 4" 7 Gauge Steel Uprights
- 7 Gauge Single Notched Upright Sleeves
- Weight Plate and Bumper Storage
- Variable Grip Chin-up Station
- Weight Bar Storage
- (4) Safety Catch Arms
- (4) J-hooks



PL-820

Deluxe Series Double Sided Half Rack

Banca y accesorios
mostrados se venden por
separado

CARACTERÍSTICAS

- 3" x 4" 7 Gauge Steel Uprights
- 7 Gauge Single Notched Upright Sleeves
- Weight Plate and Bumper Storage
- Variable Grip Chin-up Station
- Weight Bar Storage
- (6) Safety Catch Arms
- (6) J-hooks



PL-830

Deluxe Series Double Sided Full & Half Rack

Deluxe Half Rack PL-840



CARACTERÍSTICAS

- 3" x 4" 7 Gauge Steel Uprights
- 7 Gauge Single Notched Upright Sleeves
- Weight Plate and Bumper Storage
- Variable Grip Chin-up Station
- Weight Bar Storage
- (4) Safety Catch Arms
- (4) J-hooks



PL-865

Deluxe Series Full Power Rack

Accesorios opcionales

PL-317

Connecting Cross-Member



PL-318

Connecting Cross-Member
w/ Fat & Skinny Grip



PL-313

Bridge Chin Up w/ Fat and Skinny Grip



SP-618

Logo Bridge



PL-319

Connecting Cross-Member w/ Logo



PL-385

Single Leg Squat



PL-8311

Power Arms



PL-8314

Reversible Safety
Catch Arm



PL-8313

Reversible Bar Catch



50423

Single Bar Landmine



PL-803

Bar Holder



PL-820D

Dip Stand



PL-303

Bond Attachments



SP-600

Medio Rack Doble Sport Series



Banca y accesorios
mostrados se venden por
separado

SP-640

Medio Rack Sport Series

CARACTERÍSTICAS

- 3" x 3" 7 gauge multi hole upright post
- Adjustment hole are on 2" centers
- 2 adjustable J bar hooks
- 2 adjustable Bar catches
- Weight and Bar Storage
- Chin up Station
- Laser engraved numbering for exact bar positioning
- 3 stage durable powder coat finish



Colores disponibles



SP-670

Rack Completo Sport Series

- 3" x 3" 7 gauge multi hole upright post
- Adjustment hole are on 2" centers
- Laser engraved numbering for exact bar positioning
- 4 adjustable J bar hooks
- 2 adjustable Bar catches
- Weight and Bar Storage
- Chin up Station
- 3 stage durable powder coat finish

Todos los Racks están consruídos con acero de 7"

SP-645 Medio Rack Modular



CARACTERÍSTICAS

- 3" x 3" 7 gauge multi hole upright post
- Adjustment holes are on 2" centers
- Laser engraved numbering for exact bar positioning
- Bridge crossmember chin-up with fat / skinny grip
- Adjustable Bar catches and safety arms
- Weight, Chain and Bar storage
- Chin up Station
- Bumper plate storage rack
- Storage shelf for Kettlebells and Dumbbells
- 3 stage durable powder coat finish (Standard colors: White, Gray, Black)

Sport Series Racks

Accesorios Opcionales



SP-617
Connecting Cross Member


SP-618
Logo Bridge



SP-647
Flat Storage Shelf



SP-648
Med Ball Storage Shelf



SP-646
Bumper Plate Storage



SP-609
Adjustable Weight Horn



SP-385
Single Leg Squat



SP-644
Safety Catch Arms



SP-602
Band Attachment

SP-608
Adjustable Short Weight Horn



50423
Bolt-on Landmine



SP-607
Cannonball Grip



SP-603
Adjustable Band Attachment



SP-220
Dip Station



PL-310 c/ plataforma de roble

PRO

PL-320
Medio Rack de
Doble Lado



PL-360 c/ plataforma de roble

PRO

PL-370
Power Rack Completo

Power Racks



Pro PL-350 w/ Oak Platform

PRO
PL-340
Medio Rack

PL-547
Medio Rack Doble Para Escuelas



- 3" x 4" Double laser notched 7 gauge steel uprights
- Laser engraved numbering for exact bar positioning
- Stainless steel heavy duty lock-on angled bar catches
- Stainless steel heavy duty lock-on adjustable safety catch arms
- Weight and oly. bar, collars, band, chain storage
- 3 Stage durable powder coat finish

CF-9300 Sistema de Rack Outlaw



CARACTERÍSTICAS

- 3" x 3" 7 Gauge steel frame.
- Angled front rack protects athletes/users knees during heavy squat or bench lifting.
- Numbered adjustment system.
- 2 – Adjustable safety catches w/protective coating.
- Double rack, Smith Machine combo.
- Foot plates for rowing exercises.
- Chin up station.
- Lat pull down/Low row with 300 lb. solid steel weight stack.
- Bright red colored pull knobs.
- Weight plate and bar storage.
- 1/4" nylon coated aircraft cable driven. 4800 lb. test
- Hundreds of exercise variations.
- Powder coat finish.
- Accessory storage.
- Unit height 95"
- Chin up station requires at least a 9' ceiling

CF-9500 Sistema de Rack Outlaw



CARACTERÍSTICAS

- 3" x 3" 7 Gauge steel frame.
- Angled front rack protects athletes/users knees during heavy squat or bench lifting.
- Numbered adjustment system.
- 2 – Adjustable safety catches w/protective coating.
- Double rack, Smith Machine combo.
- Foot plates for rowing exercises.
- Chin up station.
- Lat pull down/Low row with 300 lb. solid steel weight stack.
- Bright red colored pull knobs.
- Weight plate and bar storage.
- 1/4" nylon coated aircraft cable driven. 4800 lb. test
- Hundreds of exercise variations.
- Powder coat finish.
- Accessory storage.
- Unit height 95"
- Chin up station requires at least a 9' ceiling

Accesorios Opcionales



PL-302
Estación para barbilla con agarraderas



PL-313
Puente con barandales



PL-301
Estación para barbilla con 1 agarradera

PL-303
Soporte para bandas



50423
Minas



PL-301
Mina



PL-385
Sentadilla de una pierna



PL-220D
Soporte de barbilla



PL-311
Power Arms



FW-43
Adjustable Pulling
Stands



50424
Landmine
Post



PL-532
4-Bar Landmine
PL-531
2-Bar Landmine

LIFT EX HEAVY, LOW
LIFT HEAVY, LARGE,
LOW, MEDIUM

Levels of resistance:
Low, Medium, Heavy,
and Extra Heavy



AC-SQTRAINER
Parallel Squat Trainers

Visit Promaxima.com
to learn more about
the Parallel Squat
Trainer.

LC-25, LC-40, LC-50
Lifting Chains : Available in 25, 40 & 50lb Pairs



Power Racks

PL-126
Economy Half
Rack



VFPR
Varsity Full
Power Rack



FW-163
Power Rack



PL-102
Smith Machine



PLR-950
Angled Smith
Machine w/ Linear
Bearings, 1" shafts
and Weight
Storage



PLR-955 - Also Available
Angled Smith Machine w/ Linear
Bearings, 2" shafts and Weight
Storage

FW-1015B
Squat Stand





FW-4510
Full Rack



FW-74
Wide Power Rack






1.25" x 2' x 2' Shock Absorbing Flooring with Inlaid Platforms



Pope High School - Marietta, GA



Colors

Midnight Black




Slate Gray




A. HOLLOW CORE PEDESTAL DESIGN

- Raise the system off the floor creating plenty of air space for superior cushioning effect
- Absorbs both sound and vibration
- Allow cables to be channeled through the underside of the product
- Evenly distributes fitness equipment weight over 64 pedestals per tile



B. OMNI-DIRECTIONAL LOCKING DESIGN

- Locks the system firmly in place without the use of adhesive
- Non-shifting and non-separating
- Simple, and efficient to install
- Can be picked up and relocated or reconfigured to harmonize with any design or layout changes to your facility



C. HIGH COMPRESSION WEAR LAYER


- ASTM Compliant for slip resistance
- Fire resistant (premium series)
- Tested for over 400,000 repeated impacts with an 800 pound blunt force
- Available in a virtually unlimited number of custom color combinations

Shock Absorbent Rubber Flooring



Paetow High School - Katy, TX

8mm, 10.5mm or 14.5mm rolled gym flooring available.
Also available with optional custom inlaid logos.




Rolled Rubber Flooring

1" x 2' x 2' High Density Shock and Sound Absorbent Tile




Available Colors



UltraTile Fitness Flooring

MAW-2313

Shok-Lok Power Flooring



Easy to Install.
Anti-Slip.
Scuff Resistant.
Resists Spills and Stains
Loose Lay Product, No Adhesive
Necessary.
Will not Curl or Separate.
Insulates Against the Cold.
Virtually Maintenance Free.
Absolutely Non-Absorbent.
LokTuff Precision Water Jet Cut
Eliminates Gaps.
Will Not Harbor or Promote
Bacterial Growth.
Minigation Agent Added to Reduce
Rubber Smell.



Available Size: 7'6" x 6'

Rolled Rubber Flooring



Available in 8mm or 9mm thickness

Rubber Mats



4'x6' and 4'x8' mats
available in 1/2" and
3/4" thickness.

Build it the way you want!

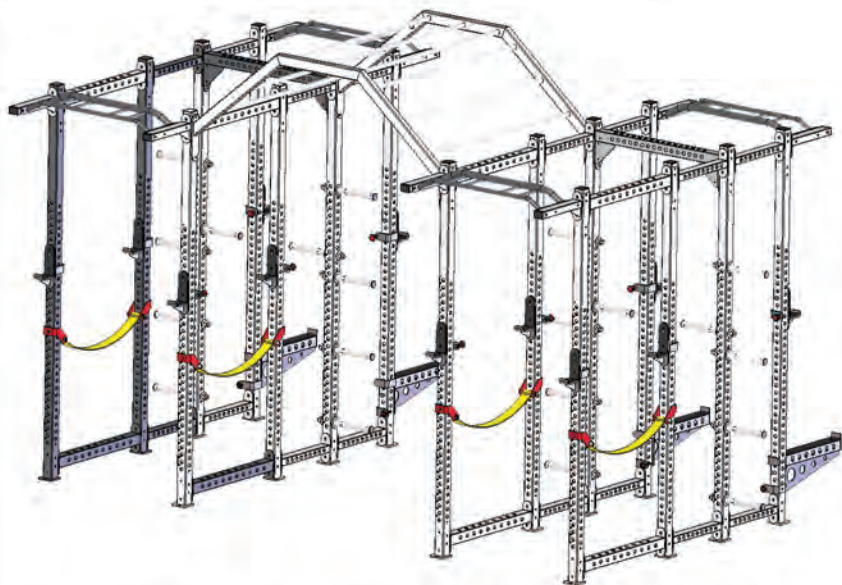


Customized Rigs to Meet Your Spacial Requirements

Rig Attachments

50417	REBOUNDER	HEAVY BAG	50423	50436
PL-385	LEG CURL	DIP STATION	BALL TARGET	

Call For Custom Pricing



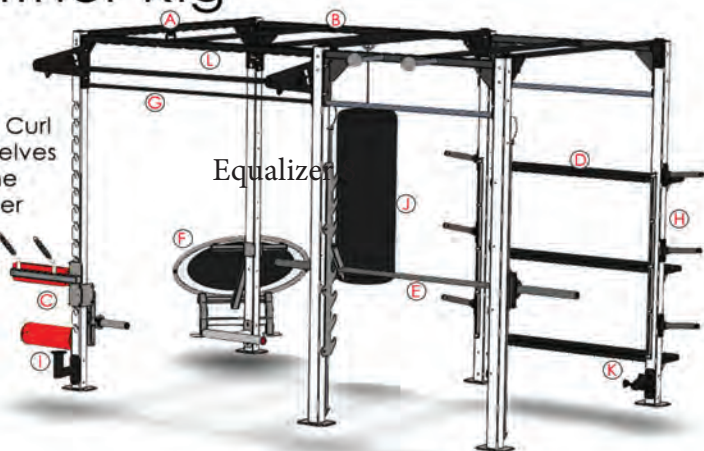
***Maximize Your Space With A
Custom Rack Designed By You***



Call For Custom Pricing

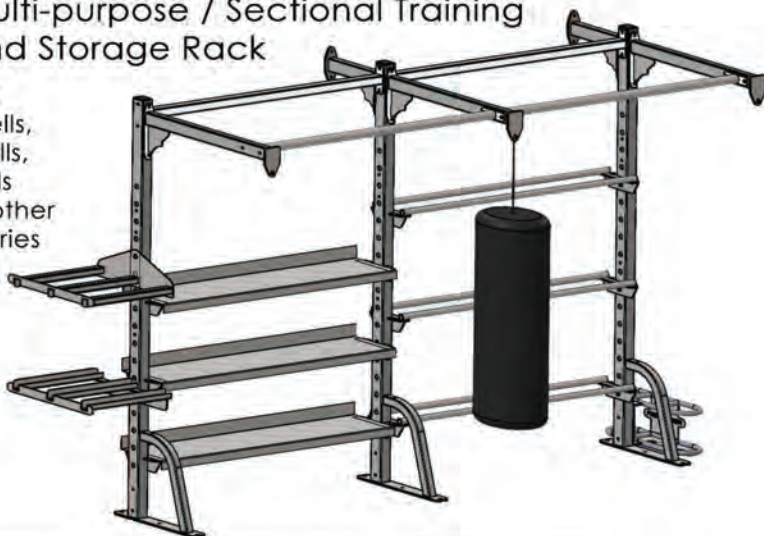
NEW Panther Rig

- Ⓐ D-Ring
- Ⓑ Monkey Bars
- Ⓒ Standing Leg Curl
- Ⓓ Accessory Shelves
- Ⓔ Smith Machine
- Ⓕ Ball Rebounder
- Ⓖ Pull-up Bar
- Ⓗ Plate Holders
- Ⓙ Rope Cleat
- Ⓜ Heavy Bag
- Ⓚ Landmine
- Ⓛ Suspension Attachment



NEW Multi-purpose / Sectional Training and Storage Rack

Holds:
Dumbbells,
Kettlebells,
Med Balls
and all other
Accessories



Call For Custom Pricing

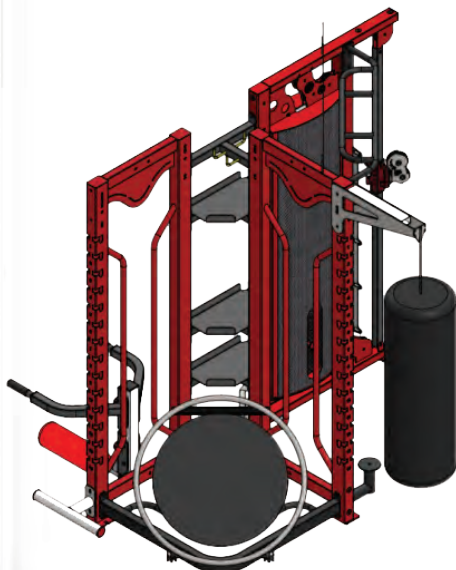


Equalizer 3

- 3" x 4" 7 Gauge steel frame.
- Multiple users at the same time.
- 4 Configurations to choose from.
- Maximize workout w/minimal space.
- Large selection of attachments available.
- Weight ball and Kettlebell storage.
- Durable powder coat.

OPTIONS

- Heavy bag attachment.
- Step-up platform.
- Dip attachment.
- Sit up foot holder.
- Landmine.
- Ball rebounder.
- Chin-up station.
- Center rope attachment.
- Rope cleats.



Equalizer 8

- 3" x 4" 7 Gauge steel frame.
- Multiple users at the same time.
- 4 Configurations to choose from.
- Maximize workout w/minimal space.
- Large selection of attachments available.
- Weight ball and Kettlebell storage.
- Durable powder coat.

OPTIONS

- Heavy bag attachment.
- Step-up platform.
- Dip attachment.
- Sit up foot holder.
- Landmine.
- Ball rebounder.
- Chin-up station.
- Center rope attachment.
- Rope cleats.

Call For Custom Pricing

PL-204
Combo Glute & Ham
Back Extension



PLR-775
Glute & Ham



PLR-776 (Below)
w/ Half Moon Split Pad



Glute & Ham Developers



PL-205
Glute & Ham

PLR-780
Hip and Glute
Thruater



Glute & Ham Developers

PLR-750
Back Extension



FW-78
Back Extension



Abdominal & Back

PL-66
Unilateral
Leg Press



RPL-38
belt Squat

Lower Body

PL-156
3-Way Hip
and Leg Sled



P-1200
Unilateral
Leg Press



Lower Body

P-118
Inverted
Leg Press



P-44A
Power Runner



Lower Body

FW-150U

Adjustable Workbench w/ wheels



Adjustable from 0-90°

Bench stands upright for better storage



Benches

FW-166

Adjustable Workbench w/ wheels



Benches

PL-610

Multi Adjustable Workbench w/ Wheels



Adjustable from Decline to Incline



Benches

PL-128U

Deluxe Adjustable Bench w/ Spotter Stand



Adjustable from 0-90°



Benches



PLR-600
Flat Work
Bench w/ Wheels



PLR-800
Seated Utility Bench

Benches

PL-94B
Flat Work Bench



Z-801
Cross Training
Bench



Benches

FW-36
Squat Stool



FW-66
Shoulder Press Stool
w/ Reversible Seat



Benches



BAROLYCURL
Olympic Power Curl Bar



FW-48
9-Bar Holder



BAROLYFB
7' Football Bar



FW-44
10-Bar Holder



Promaxima Trap Bar



Also available
as rackable trap bars
with extended weight
horn shafts.



ACFT-TRAP Trap Bar


Promaxima
Open Frame
Trap Bar

ProMaxima trap bars accommodate small and
large framed athletes.

Weight Bars and Storage


BAROLY2000CCK

2000 lb. Chrome Needle Bearing Bar with Center knurling



BAROLY2000CW/O

2000 lb. Chrome Needle Bearing Bar without center knurling



BAROLY2500BW/CK

2500 lb. Black Olympic Bar w/ Center Knurling



BAROLY1500B

1500 lb. Black Olympic Bar



BAROLYJRHIGH

6' Jr. High Olympic Bar



BAROLY6

6' 17lb. Alumina-Lite Bar



BAROLYSQUAT

Squat Bar - BAROLYSQUAT



BAROLYSQUAT2

Squat Bar - BAROLYSQUAT2



OLYSQUATBAR

Squat Bar - OLYSQUAT



Weight Bars

BUMPBC-55



55lb.

BUMPBC-45



45lb.

BUMPBC-35



35lb.

BUMPBC-25



25lb.

Competition Urethane Bumper Plates with Logo

Material	Urethane				
Hub Diameter	7.625"				
Hub Type	Precision machined high-grade steel, zinc coated.				
Bumper Diameter	17.7"				
Plate Weight	55lb.	45lb.	35lb.	25lb.	10lb.
Colors	Red/Black	Blue/Black	Yellow/Black	Green/Black	Black
Model Numbers	BUMURC-55/ BUMURB-55	BUMURC-45/ BUMURB-45	BUMURC-35/ BUMURB-35	BUMURC-25/ BUMURB-25	BUMURB-10

BUMHI-45LB



45lb.

BUMHI-35LB



35lb.

BUMHI-25LB



25lb.

BUMHI-15LB



15lb.

BUMURB-10



10lb.

Black Standard Bumper Plates

Material	Solid Rubber				
Collar Diameter	1.98"				
Hub Type	Precision Steel Hub Insert				
Bumper Diameter	17.7"				
Plate Weight	45lb.	35lb.	25lb.	15lb.	10lb.
Colors	Red/Black	Blue/Black	Yellow/Black	Black	Black
Model Numbers	BUM-45LB/ BUMHI-45	BUM-35LB/ BUMHI-35	BUM-25LB/ BUMHI-25	BUMHI-15	BUMHI-10

BUMURB-55



55lb.

BUMURB-45



45lb.

BUMURB-35



35lb.

BUMURB-25



25lb.

BUMURB-10



10lb.

Competition Bumper with Custom Logo, Standard Color Bumper

Material	Solid Rubber			
Hub Diameter	7.625"			
Hub Type	Precision machined high-grade steel, zinc coated.			
Bumper Diameter	17.7"			
Plate Weight	55lb.	45lb.	35lb.	25lb.
Colors	Red / Black	Blue / Black	Yellow / Black	Green / Black
Model Numbers	BUMPBC-55/ BUMPB-55	BUMPBC-45/ BUMPB-45	BUMPBC-35/ BUMPB-35	BUMPBC-25/ BUMPB-25

EZR-45

Rubber Encased Grip Plates



EZR-02.5
EZR-05
EZR-10
EZR-25
EZR-35

OLY-45U

Urethane Grip Plates



OLY-2.5U
OLY-5U
OLY-10U
OLY-25U
OLY-35U

Olympic Plates

HEXR-045

Rubber Encased Hex Dumbbells



HEXR-005 HEXR-055
HEXR-010 HEXR-060
HEXR-015 HEXR-065
HEXR-020 HEXR-070
HEXR-025 HEXR-075
HEXR-030 HEXR-080
HEXR-035 HEXR-085
HEXR-040 HEXR-090
HEXR-045 HEXR-095
HEXR-050 HEXR-100

URD-SET1

Urethane Dumbbells



URD-SET1
URD-SET2
URD-SET3
URD-105
URD-110
URD-115
URD-120
URD-125
URD-130
URD-135
URD-140
URD-145
URD-150

Dumbbells

KETTLE BPRO 005

Rubber Encased Kettlebells



KETTLE BPRO 005
KETTLE BPRO 010
KETTLE BPRO 015
KETTLE BPRO 020
KETTLE BPRO 025
KETTLE BPRO 030
KETTLE BPRO 035
KETTLE BPRO 040
KETTLE BPRO 045
KETTLE BPRO 050
KETTLE BPRO 055
KETTLE BPRO 060
KETTLE BPRO 065
KETTLE BPRO 070
KETTLE BPRO 075
KETTLE BPRO 080
KETTLE BPRO 085

Kettlebells

FW-275L
2-Tier 4' Kettlebell Rack



FW-276
3-Tier 4' Kettlebell Rack
(Not Shown)

FW-277
3-Tier 8'
Kettlebell Rack



Kettlebell Racks

FW-234L
2-Tier 5' Dumbbell Rack



FW-233
3-Tier 5'
Dumbbell Rack



Dumbbell Racks

PLR-500 (Shown)
2-Tier Dumbbell
Rack with Saddles



PLR-500A
without saddles

9' Long

PLR-505 (Shown)
3-Tier Dumbbell
Rack with Saddles



PLR-505A
without saddles

Dumbbell Racks

Kettlebells and Dumbbells Sold Separately

PLR-504

3-Tier 15 Pair
Dumbbell Rack
w/ Saddles

11' Long

Holds 15 pairs
of Dumbbells



FW-69

Barbell Rack

Holds 10 Bars either straight
or curled.

Barbell sets available In Rubber
or Urethane, Straight or Curled,
20 - 110lbs. set in 10lb. increments.

Cast Barbells

Cast available in singles or pairs
from 5 to 120lbs.

BB-RECSET

Rubber Barbells : Rubber Encasted
available in pairs from 5 to 120lbs.

BB-UECSET

Urethane Barbells : Urethane Encasted
available in pairs from 5 to 120lbs.



FW-76
Plate Rack w/ Wheels



FW-139L
Horizontal Bumper
& Plate Rack



FW-21
Rolling
Bumper
Plate
Storage



Horizontal Plate Holders



FW-152
Deluxe
Weight
Holder



FW-205
Vertical Bumper
Plate Holder



FW-13
Olympic
Plate Holder

Vertical Plate Holders



STR-10
3-Tier Deluxe
Accessory Rack

STR
Mobile
Storage
Rack



Weight Storage Racks

SB-15
Slam Balls



- SB-04
- SB-08
- SB-10
- SB-12
- SB-15
- SB-18
- SB-20
- SB-25
- SB-30
- SB-35
- SB-40
- SB-45
- SB-50

11086
Soft Medicine Balls 18lb



- 11082 - 10lb
- 11083 - 12lb
- 11084 - 14lb
- 11085 - 16lb
- 11086 - 18lb
- 11087 - 20lb
- 11088 - 30lb

MB-020
Hard Medicine Balls



- MB-006
- MB-008
- MB-010
- MB-012
- MB-015
- MB-018
- MB-020

FW-103L
Medicine Ball Rack



FW-114
Double Sided
Medicine Ball Rack



FW-130-3
3-Tier Medicine Ball Rack



Medicine Ball Racks



FW-47
Stackable Metal
Plyometric Boxes
Also available
in 12" & 6"



11233
Wood Plyometric Boxes
12", 18", 20", 24" & 30"

11129
3 in 1 Foam
Plyometric Box
20" x 24" x 30"



Plyometric Boxes

Foam Plyometric Boxes



- 11119
- 11120
- 11121
- 11122
- 11123



FW-1012-D
Plow Sled w/
Removable Handles



FW-1014
Mini Speed Sled



Quick
Release
Harness



PSP
Power Sled w/ Handle

FW-77
Belt Rack w/ Wheels



(Belts Also Available)

CT-105
Ox Cart



CT-100
Undulation
Rope Anchor
Station



AC-CR2NROPE50
Black Nylon Ropes
Rope Diameters:
1.5" or 2" grip.
Rope Lengths:
30', 40', & 50'



AC-STROOPS77
Stroops Ropes
Resistance Levels:
77lb, 105lb, 150lb.

AC-G
Spring Loaded
Weight Collars



AC-GRIZZLYGRIP
Grizzly
Weight Collars



AC-LOCKJAWS
Steel Composite
Lock Jaw Pro
Weight Collars



Workout Accessories



FW-21
Standing
T-Bar Row



FW-18
T-Bar Row

Upper Body

PLR-450
Preacher Curl



FW-64
Dual Arm
Curl



FW-4
Hi Lat/ Low Row

Upper Body

FW-33
4-Way Neck
Machine



FW-89
Combo Leg Curl/
Leg Extension



Auxillary Units

RPL-3
Power Row



RPL-12
Vertical Chest
Press

RPL-7
Tricep Press



Upper Body



RPL-76
Hi Lat Pull



RPL-43
Unilateral
Tricep

Upper Body

RPL-45
Seated Thigh Extension



RPL-46
Prone Leg Curl

Lower Body



PL-62
Unilateral
Seated
High Row



PL-54
Dual Chest
Lat Pull

Upper Body

PL-39
Vertical Chest Press



PL-15
Unilateral
Hamstring Curl



PL-30
Unilateral
Power Lunge

PL-52
Reversible
Squat



PL-56
Unilateral
Prone Leg Curl

Lower Body





P-4100
Hi Lat Pull



Upper Body



Upper Body



Lower Body

P-4400
Weight
Assisted
Chin-Up/
Dip



P-3350
Combo
Seated
Arm Curl



P-4300
Hi Lat Pull/
Seated
Row



P-1350
Combo All
Purpose Press



P-5500
Dual Leg
Extension/
Leg Curl



P-5800
Combo
Leg
Extension/
Leg Curl



P-6300
Combo
Adduction/
Abduction



P-6550
Abdominal/
Back
Extension





STEALTH SERIES

Features

- Premium Performance
- True Cam Resistance
- Fully Enclosed Weight Shroud
- Instructional Placard
- Water Bottle Holder
- 2" x 4" Oval 11 Gauge Tubing
- Small Footprint
- 5lb. Add-on weight system

Selectorized



Neutral and Wide grip chin-up

P-7200
Adjustable Cable Crossover

Includes 2 Patented Trak Handles

Selectorized

Small Footprint. Big Results.
Unbeatable Value.

Promaxima's Raptor strength series will fit your fitness facility without breaking a sweat...or your budget.

Range-of-Motion & Limiter

Allows exact alignment for starting and ending positions of any size athlete, which is a necessity for proper biomechanics and rehabilitation work.



Cam Engineered Variable Resistance

1/4" thick solid steel cams, computer-designed and laser-cut to exact spec to allow proper variable resistance throughout the complete range of motion.



Pulley Wheels

5" and 6" reinforced solid web fiberglass body with a 1/2" cable groove. Oil-dipped, double-sealed racer ball bearings with 1/2" axis shaft hole. Sealed for moisture and dust-proof, 1/4" thick steel pulley housing welded directly to frame.



Friction-Free Bearings

Pivot points use double-sealed Radial Bearings with steel housings and a 1-inch axis steel shaft used for maximum strength.



Cable System

1/4" thick, 4800 lb. military spec galvanized and oil-impregnated aircraft cable, finished with a thick nylon coating. Manual Tension Adjusters for cable adjustments.

5 lb Weight Kit

Allows increase of resistance by 5 lb increments.

Frame

Constructed of high stress 2" x 4", 2" x 3" & 2" x 2" ASTM A-500 Grade B structural carbon steel tubing (11 & 7- Gauge). All welds are ground down and stress-tested.

Instructional Guide

Color charts display correct usage for each machine along with anatomical highlights to showing focus muscle groups.



Weight Stack

Adjusted with a tethered, magnetic selector pin.



Weight Shroud

Weight stacks are completely enclosed in full-length shrouds.



Finish

Magnetic powder coating process results in a flawless, uniform finish.



Protective Cover

ABS Seat and Back protective dishes.

Upholstery

40 oz. commercial grade

Commercial Warranty

10 Years

Frames, Welds, and Solid Steel Weight Stacks

5 Years

Friction-Free Bearings, Cams, Guide Rods, Bushings

2 Years


Cables & Pulley Wheels

1 Year

Upholstery & Wear Items

Build it your way

CM-704
4 Station Multi-Gym
(Shown w/ 2 Hi Lats
& 2 Cable Columns)



CM-705
5 Station Multi-Gym



CM-708
8 Station Multi-Gym

Available Stations





CM-334

Floor & Wall Mounted Functional Trainer

- Dual adjustable pulley system with 2 enclosed weight stacks.
- Kettlebell and medicine ball storage.
- Multiple people can work out at one time.
- Includes chin up station.
- Over 40 Exercises.
- Available as free standing unit.
- Patented Trak-Handles



CM-335

Multi Functional Trainer

- Dual adjustable pulley system with 2 enclosed weight stacks.
- 11 different pulley adjustments on each column.
- Multiple people can work out at one time.
- Includes multi-grip chin up station.
- Over 40 Exercises.
- Patented Trak-Handles



CM-337

Functional Trainer Corner Unit

- Dual adjustable pulley system with 2 enclosed weight stacks.
- 11 different pulley adjustments on each column.
- Multiple people can work out at one time.
- Includes multi-grip chin up station, lat pull, low row and over 40 Exercises.
- Corner unit designed to maximize limited space.
- Patented Trak-Handles

P-350
3 Station Multi-Gym



- 2" x 2" and 2" x 3" 11 Gauge steel construction.
- 40 oz. Seamless upholstery, bacteria free.
- Leg extension/ leg curl/ chest press/ incline press/ shoulder press.
- Seated low row.
- High lat pull w/ padded seat and thigh pads.
- Knee raise/ dip station.



P-130B-3
Butterfly Attachment
Available

Multi-Gyms

P-235
4 Stack Multi Gym



- 2" x 2" and 2" x 3" 11 Gauge steel construction.
- 40 oz. Seamless upholstery, bacteria free.
- Leg press.
- Chest press/ incline press/ shoulder press
- High lat pull down/ seated low row.
- Leg extension/ leg curl.

Multi-Gyms



CM-904
4 Station Multit-Gym

Machine shown includes:

- Hi Lat
- Tricep Press
- Seated Cable Row
- Adj. Cable Column

**ACCOMMODATES UP TO
4 USERS AT ONE TIME**




CM-905
5 Station Multit-Gym

FW-123B
Storage Rack







Available Stations



Galaxy GT5

Commercial Treadmill

FEATURES

- Speed range from 0.2 - 13.2 MPH
- Incline from 0 - 15%
- 4hp AC brushless motor
- Over 20 programs
- Contact heart-rate receivers
- Personal adjustable fan
- 500lb. max user weight
- 60" x 22" running surface
- 1" reversible phenolic deck
- Premium 4-ply orthopedic running belt
- Smooth deck absorbent system
- 3" belt rollers
- 6.75" step on height
- Durable powder coated frame
- USB charging port
- Transport wheels for ease of transport
- Dedicated 110V/20 amp circuit required



LED DOT MATRIX DISPLAY

Large user-friendly console with reading rack/tablet holder. Display feedback includes: time, distance, hear-rate, calories, speed, incline, calories/hour and page.



MAINTENANCE FREE DRIVE SYSTEM

4.0 HP AC Brushless Motor and Large commercial running surface, premium orthopedic running belt with 1 inch reversible phenolic deck.

Galaxy GT5

Commercial Elliptical



FEATURES

- Fingertip controls
- 20" Stride length
- Self powered drive system
- Hybrid generator resistance system
- 24 Levels of resistance
- 450lb. max user weight

FEATURES

- Self powered drive system
- Hybrid generator resistance system
- 24 levels of resistance
- Adjustable seats for exact positioning
- 6 preset programs with 20 levels
- Durable powder coated frame
- 450lb. max user weight
- Walk-through frame

Galaxy GR5

Commercial Recumbent Bike



Galaxy GU5

Commercial Upright Bike

FEATURES

- Self powered drive system
- Hybrid generator resistance system
- 24 levels of resistance
- Adjustable seats for exact positioning
- 6 preset programs with 20 levels
- Durable powder coated frame
- 450lb. max user weight
- Walk-through frame

Vertex T22

Smart Treadmill



FEATURES

- 5.5 HP continuous duty AC motor.
- Speed range from 0.5 – 15.6 mph.
- Incline range from 0.0 – 20%.
- 4" diameter rollers.
- 22" x 63" running surface.
- LED console.
- 26 programs: Military, Cardio, Custom, Fat Burn and more.
- USB Charging.
- Contact heart rate system.
- 4 ply running belt.



Vertex units also available w/ entertainment package

Vertex R22

Smart Recumbent Bike



Vertex B22

Smart Upright Bike



All Vertex Cardio Available w/ Wi-Fi Enabled Entertainment Package

Vertex E-22

Smart Elliptical

FEATURES

- Adjustable Fingertip Controls
- Adjustable Stride/Incline 1-10
- Large Step-up Plate
- Heart Rate Sensors
- Powder Coated Steel Frame
- Non-skid Foot Pedals
- Upper/Lower Body Workout
- Dual Setting Fan With Adjustable Vent



All Vertex Cardio Available w/ Wi-Fi Enabled Entertainment Package

Centurion 24T

Commercial Treadmill



FEATURES

Speed rating from 0.5 to 15.5 mph.
Incline rating from 0 to 20%.
5.5 HP AC Treadmill duty motor.
Digital LED display.
Self lubricating belt

Centurion 24T Blue LED Display





S24EX
Elliptical

S24RX
Recumbent Bike



S24UX
Upright Bike



SM5 Commercial Stepmill

FEATURES

- Non-slip, 8" Fixed step, revolving stairs
- Speed adjustable floors per minute
- Ergonomically designed handrails
- Cup holders and accessory tray
- USB Charging
- Polar Telemetry Heart Rate System
- Easy to read LCD display console
- Display readout: Calories, Levels 1-20,
Floors per minute, Floors climbed, Watts, METs
and Workout Profile
- Quick start standard
- 13 Total workout programs
- Max user weight: 350lbs.
- 110V Power Requirement

SEEG8925

Multi-Function Machine
Stepper / Elliptical / Runner

FEATURES

- Patent natural free stride movement
- LED Dot matrix display with 12 programs
- Self-Power system
- Contact heart rate
- Provides elliptical or stepping motion
- Lower rear point of entry
- Dual commercial bearings
- Multi-grip handlebars
- Fingerip resistance adjustments
- Durable upright post
- 1.5'' pedal spacing
- Over-sized solid foot pedals



SRS860U

Training Cycle



77100

Indoor Exercise Bike



Airraid Bike



CV-Prorunner

Self Powered Treadmill

FEATURES

Non-Powered treadmill

Display readout: Time, Distance and Speed

56 Individual slats

17" Wide track

96 Precision ball bearings with 14 roller guides

400lb. Max user weight

Note: Not Design for Commerical Use.



Resistance
Handle
Controls



CV-1300
Club Rower

CV-ROWERG

Concept II Rower



BUILD PRIDE AND STRENGTH WITH PROMAXIMA



BRAND YOUR WEIGHT ROOM

LASER CUT SCHOOL LOGOS ON



NOTCHED PL-800 UPRIGHTS



CUSTOM LOGO BUMPERS



CUSTOM RACK LOGOS



CUSTOM LOGO UPHOLSTERY



CUSTOM INLAID PLATFORMS



- | | | | | | | | | | | | |
|---------------|----------------|-----------------------|----------------|---------------------|-------------|---------------|-------------------|--------------------|--------------------|------------------|----------------------|
| Black
8540 | Maroon
8627 | Bright Yellow
8415 | Orange
8625 | Dark Purple
8576 | Red
8528 | Camel
8606 | Hot Sauce
8615 | Royal Blue
8542 | Light Blue
8632 | Platinum
8567 | Forest Green
8571 |
|---------------|----------------|-----------------------|----------------|---------------------|-------------|---------------|-------------------|--------------------|--------------------|------------------|----------------------|

Custom Embroidered Logos Available

Upholstery

Standard Frame Colors



White Gray Black

Custom Frame Colors Available for an Additional Cost



Maroon Bright Yellow Orange Dark Purple Red Camel Hot Sauce Royal Blue Light Blue Forest Green

Frame Color



MÁS INFORMACIÓN

vivian.vanhasselt@eunoia.fitness

www.eunoia.fitness

C. Guillermo Gonzalez Camarena 1450, Santa Fe,
Zedec Sta Fé, Álvaro Obregón, 01219 Ciudad de
México, CDMX