

EUNOIA  
*Fitness*

powered by

**PMX™**

[www.eunoia.fitness](http://www.eunoia.fitness)



**CATÁLOGO DE REHABILITACIÓN**

**AMERICAN MADE** 

FW-3211 MEDIO RACK	1
P-5500 DUAL LEG EXTENSION/LEG CURL	2
P-5650 HORIZONTAL LEG PRESS	3
P-104 CABLE COLUMN	4
P-143 MULTI-HIP W/ROM	5
CH-1 DELUXE UNIT	6
CH-2 DELUXE UNIT : NO WEIGHT STACK	7
CH-3 WALL MOUNTED SHELVES UNIT	8
CH-4 PLOW SLED	9
CM-325 MULTI-FUNCTIONAL TRAINER	10
CM-335 MULTI-FUNCTIONAL TRAINER	11
E22 ELLIPTICAL	12
GE5 COMMERCIAL ELLIPTICAL	13
GT5 COMMERCIAL TREADMILL	14
T22 TREADMILL	15
R22 RECUMBENT BIKE	16
FW-150 ADJUSTABLE WORKBENCH W/ WHEELS	17
DUMBBELLS HEX RUBBER	18
KETTLE BELL RUBBER	19
POWERBLOCK PRO DUMBBELLS	19
WEIGHT PLATES	20
LIFT BOXES	21
FW-13 OLYMPIC	21
2000 LB BLACK OLYMPIC BAR	21
RESISTANCE STRECH BAND ROLLS	22

## FW-3211 MEDIO RACK



### CARACTERÍSTICAS

- Montaje universal 3" X 2"
- Acero Calibre 11
- Dominadas de uretano de 3 vías
- (2) Ganchos de Barra
- (2) Safety arms
- (2) Bar storage
- (4) Universal band pegs
- (10) Weight peg storage
- Custom powder coat

## P-5500 DUAL LEG EXTENSION/LEG CURL



### CARACTERÍSTICAS

- 2" x 4" 11 guage steel weight stack frame housing
- Form fitted outer weight stack shield
- ABS seat & back protective dishes
- Seamless upholstery
- Lower limb adjustment with numerical indexing, 1-5
- Start range locator with numerical indexing, 1-6
- Six position seat back adjustment
- Bright red colored pull knobs
- All axis of rotation have RED, permanent indication
- Instructional color placard
- 225 lb. weight stack
- 1/4" nylon coated aircraft cable driven 4800 lb test
- All pivoting axis have radial bearings
- True strength curve on cam

## P-5650 HORIZONTAL LEG PRESS



### CARACTERÍSTICAS

- 2"x 3" Heavy wall steel construction
- 40 oz. Seamless upholstery, bacteria free
- Seat carriage glides on stainless guide rods and linear bearings
- Heavily padded shoulder pads
- Assist handles with custom rubber grips
- Large non-slip foot platform
- Instructional color placard
- Durable powdercoat finish
- With Weight Shroud

## P-104 CABLE COLUMN



### CARACTERÍSTICAS

- 2" x 3" 11 guage steel weight stack frame
- Adjustable cable column
- Hi Lat pull
- Assist handles with custom rubber grips
- Bright red colored pull knobs
- Instructional color placard
- 150 lb. weight stack
- 1/4" nylon coated aircraft cable driven housing
- 4800 lb test
- All pivoting axis have radial bearings

## P-143 MULTI-HIP W/ROM



### CARACTERÍSTICAS

- 2" x 3" Heavy wall steel construction
- 40 oz. Seamless upholstery, bacteria free
- Heavily padded rollers for comfort during exercise
- Assist handles with custom rubber grips
- Large non-slip foot platform
- Instructional color placard
- Bright red colored pull knobs
- Durable powdercoat finish

## CH-1 DELUXE UNIT



### CARACTERÍSTICAS

- Stairs with medical handrails
- Pin Select
- Lifting Shelves
- Resistance Band Rails
- Climbing Ladder
- Single Adjustable Weight Stack with Dual Pulleys
- Screw Knobs

Included with deluxe



TrakHandle Sport  
Cable Handle



Revolving Straight  
Bar Attachment



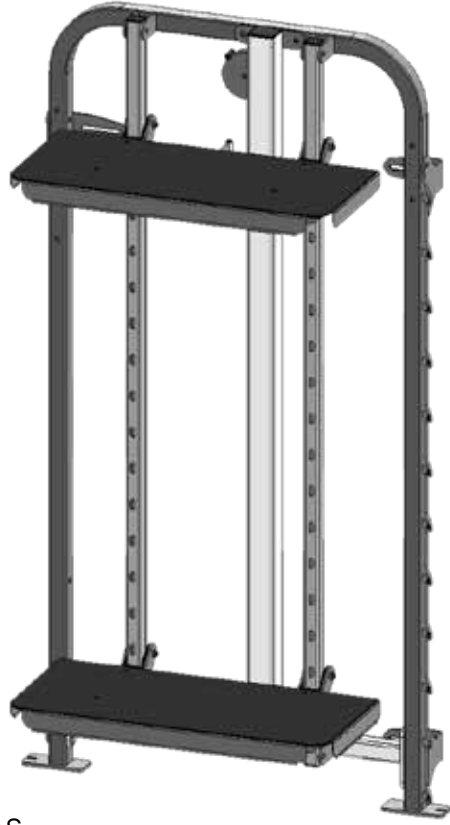
## CH-2 DELUXE UNIT : NO WEIGHT STACK



### CARACTERÍSTICAS

- Stairs with medical handrails
- Pin Select
- Lifting Shelves
- Resistance Band Rails
- Climbing Ladder
- Screw Knobs

## CH-3 WALL MOUNTED SHELVES UNIT



### CARACTERÍSTICAS

- Wall Mounted
- Lifting Shelves
- Resistance Band Rail

## CH-4 PLOW SLED



### CARACTERÍSTICAS

- Push/Pull Sled
- 600 pound weight capacity
- Adjustable handle height
- Uses Standard Plates

## CM-325 MULTI-FUNCTIONAL TRAINER



### CARACTERÍSTICAS

- 2" x 2" & 2" x 4" Heavy wall steel frame.
- Dual adjustable pulley system with 2 enclosed weight stacks.
- Multiple persons can work out at the same time.
- Multiple adjustments allow for a wide variety of exercises.
- Total body workout.
- Over 40 exercises.
- Bright red colored pull knobs.
- Instructional color placard.
- 1/4" nylon coated aircraft cable driven.
- Powder coat finish.

## CM-335 MULTI-FUNCTIONAL TRAINER



### CARACTERÍSTICAS

- Dual adjustable pulley system with 2 enclosed solid steel weight stacks are 225 lbs each.
- 11 different pulley adjustments on each column.
- Multiple persons can work out at the same time.
- Total body workout.
- Over 40 exercises.
- 2" x 2" & 2" x 4" Heavy wall steel frame.
- Instructional color placard.
- 1/4" nylon coated aircraft cable.
- All pivoting axis have radial bearings.
- Powder coat finish.
- Accessory storage pegs.
- 2 storage shelves for attachments, kettle bells, medicine balls or dumbbells.
- Includes 2 rotating Trak Handles and 1 dual hook multi use straight bar.
- Multi Grip Chin Up Handles.

## E22 ELLIPTICAL



### CARACTERÍSTICAS

- Adjustable Fingertip Controls
- Adjustable Stride/Incline 1-10
- Large Step-up Plate
- Heart Rate Sensors
- Ability To Receive Digital Heart Rate Monitoring Stats Via Heart Rate Chest Strap And Heart Rate Monitor
- Powder Coated Steel Frame
- Non-skid Foot Pedals
- Urethane Grips
- Upper/Lower Body Workout
- iPhone/iPod Compatibility
- Headphone Jack
- USB Port
- Dual Setting Fan With Adjustable Vent
- Accessory Tray
- Cup Holder
- Book Rack
- Maximum User Weight: 400lbs
- Self Powered with Optional 110 Volt Power Requirements
- Dedicated 15 amp motor required

## GE5 COMMERCIAL ELLIPTICAL



### CARACTERÍSTICAS

- Large 10 x 21 DOT Matrix LED Display
- Display Readout: Time, Distance, Heart Rate, Watts, RPM, Level, Speed And Calories
- Belt-driven Self Powered Hybrid Generator Drive
- 6 Preset Programs With 30 Resistance Levels
- Finger Touch Resistance Controls on Upper Arms
- Contact & Telemetric Heart Rate System
- 24" Natural Stride
- 8 Bearing Linkage System
- 22lb. Fly Wheel
- 6.75" Step Up
- Large Non-Skid Foot Plate
- 450lb. User Weight
- USB Charging Station
- Water Bottle and Phone Holder
- CSAFE Power Port

## GT5 COMMERCIAL TREADMILL



### CARACTERÍSTICAS

- Speed range from 0.2 – 13.2 MPH
- Incline from 0 – 15%
- 4.2hp AC brushless motor
- Over 20 programs
- Contact heart-rate receivers
- Personal adjustable fan
- 500lb. max user weight
- 60" x 22" running surface
- 1" reversible phenolic deck
- Premium 4-ply orthopedic running belt
- Smooth deck absorbent system
- 3" belt rollers
- 6.75" step on height
- Durable powder coated frame
- USB charging port
- Transport wheels for ease of transport
- Dedicated 110V/20 amp circuit required



## T22 TREADMILL



### CARACTERÍSTICAS

- Motor: 5.5 HP Continuous Duty AC Motor
- Speed Range: 0.5mph-15.6mph
- Elevation: 0%-20%
- Running Surface: 22" x 63"
- Step-up Height: 10"
- Rollers: 4"
- (2) Metal Heart Rate Sensors on Each Handrail.
- Ability To Receive Digital Heart Rate Monitoring Stats Via Heart Rate Chest Strap And Heart Rate Monitor
- Steel Frame
- Front Roller Wheels And Rear Levelers
- Non-skid Aluminum Side Rails
- Urethane Grips
- Power Requirements: Dedicated 120 Volts/20 Amp Circuit
- iPod/iPhone Compatibility
- Headphone Jack
- USB Port
- Safety Key For Emergency Stop
- Dual Setting Fan With Adjustable Vent
- (2) Accessory Trays
- (1) Cup Holder
- Book Rack
- Maximum User Weight: 500lbs
- Dedicated 110V/20 amp circuit required

## R22 RECUMBENT BIKE



### CARACTERÍSTICAS

- Walk-thru Frame
- Angled Back Pad with Lumbar Support
- 20 Seat Positions for Proper Alignment
- Seat Adjusts on Rust Resistant Aluminum Guide System
- Non-skid Large Foot Pedals with Foot Straps
- Adjustable Fingertip Controls
- Heart Rate Sensors
- Ability To Receive Digital Heart Rate Monitoring Stats Via Heart Rate Chest Strap And Heart Rate Monitor
- Powder Coated Steel Frame
- Urethane Grips
- Self Powered with Optional 110 Volt Power Requirement
- iPhone/iPod Compatibility
- Headphone Jack
- USB Port
- Dual Setting Fan With Adjustable Vent
- Accessory Tray
- Cup Holder
- Book Rack
- Maximum User Weight: 400lbs

## FW-150 ADJUSTABLE WORKBENCH W/ WHEELS



Adjustable from 0-90°



Bench stands upright  
for better storage

### CARACTERÍSTICAS

- 2" x 2" & 2" x 3" 11 Gauge steel construction.
- Welded solid.
- Adjustable from 0 – 90 degrees.
- 40 oz. Seamless upholstery, bacteria free.
- Assist handles with custom rubber grips.
- Wheels for easy maneuverability.
- Stand up vertically for storage.
- Durable powder coat finish.

## DUMBBELLS HEX RUBBER



CH-50  
1 lbs. Dumbbell



CH-51  
2 lbs. Dumbbell



CH-52  
3 lbs. Dumbbell



CH-53  
4 lbs. Dumbbell



CH-54  
5 lbs. Dumbbell



CH-55  
6 lbs. Dumbbell



CH-56  
7 lbs. Dumbbell



CH-57  
8 lbs. Dumbbell



CH-58  
9 lbs. Dumbbell



CH-59  
10 lbs. Dumbbell



CH-61  
12 lbs. Dumbbell



CH-64  
15 lbs. Dumbbell

## KETTLE BELL RUBBER



KETTLE BPRO 005  
 5 lbs. Kettle Bell



KETTLE BPRO 010  
 10 lbs. Kettle Bell



KETTLE BPRO 015  
 15 lbs. Kettle Bell



KETTLE BPRO 020  
 20 lbs. Kettle Bell



KETTLE BPRO 025  
 25 lbs. Kettle Bell



KETTLE BPRO 030  
 30 lbs. Kettle Bell

## POWERBLOCK PRO DUMBBELLS



### FEATURES

- Urethane coated steel construction
- Increased weight range for up to 100 lbs per hand
- Patented magnetic selector pin for quick and easy weight adjustments
- Larger stainless steel knurled grip provides excellent control
- New weight plate offers improved balance
- Custom decals available

## WEIGHT PLATES

Weight Plate A:  
CH-80



2.5 lbs. Standard Plates With  
1 Inch Holes

Weight Plate B:  
CH-81



5 lbs. Standard Plates With  
1 Inch Holes

Weight Plate C:  
CH-82



10 lbs. Standard Plates With  
1 Inch Holes

Weight Plate D:  
CH-83



25 lbs. Standard Plates With  
1 Inch Holes

Add On Weight Plate A:  
ST-2LB



2 lbs. Standard Cast  
Add On Weight Plate

Add On Weight Plate B:  
ST-5LB



5 lbs. Standard Cast  
Add On Weight Plate



EZR Grip Olympic  
Plates with 2 inch holes

## LIFT BOXES

Large Lift Box : CH-6



No Lid.  
200 pound capacity  
use only Standard Plates

Large Lift Box : CH-8



No Lid.  
75 pound capacity  
use only Standard Plates

## FW-13 OLYMPIC




Standard Plate Holder  
1" Plate Holder  
CH-5

## 2000 LB BLACK OLYMPIC BAR




Texas Power Bar: 2000lb Test, Black  
Coating, 28mm Diameter


## RESISTANCE STRECH BAND ROLLS




AC-TBAND  
X-Light : Yellow



AC-TBAND  
Light : Kiwi Green



AC-TBAND  
Medium : Peach



AC-TBAND  
Heavy : Blue



AC-TBAND  
X-Heavy : Black/Dark Berry



EUNOIA  
*Fitness*

powered by

PMX™

PARA INFORMACIÓN ADICIONAL:

Contáctanos en [contacto@eunoia.fitness](mailto:contacto@eunoia.fitness)

llama +52 55 8313 0204 para hablar con un asesor de ventas.

[www.eunoia.fitness](http://www.eunoia.fitness)

C. Guillermo Gonzalez Camarena 1450,  
Santa Fe, Zedec Sta Fé, Álvaro Obregón,  
01210 Ciudad de México, CDMX