

EUNOIA

Fitness

CATÁLOGO DE PRODUCTOS



www.eunoia.fitness



contacto@eunoia.fitness



[@eunoia.fitness](https://www.instagram.com/eunoia.fitness)



[eunoia.fitness](https://www.facebook.com/eunoia.fitness)



[Eunoia Live](#)

EUNOIA
Fitness

ACCESSORIES



FEATURES:

- 6 LB
- 8 LB
- 10 LB
- 12 LB
- 14 LB
- 16 LB
- 18 LB
- 20 LB
- 30 LB
- 40 LB

Soft Medicine Balls

18 LB = 14" Diametro



EUNOIA
Fitness

MB-020

Deluxe Medicine Balls



FEATURES:

- MB-006
- MB-008
- MB-010
- MB-012
- MB-015
- MB-018
- MB-020

SB-15

Slam Balls



FEATURES:

- | | |
|---------|---------|
| • SB-04 | • SB-25 |
| • SB-08 | • SB-30 |
| • SB-10 | • SB-35 |
| • SB-12 | • SB-40 |
| • SB-15 | • SB-45 |
| • SB-18 | • SB-50 |
| • SB-20 | |

Silver Metal Flex Lockjaw Collar

FEATURES:

- Pair



Olympic Clip

FEATURES:

- Steel composite Lock Jaw Pro Weight Collar



Grizzly 2in Supreme Grip Bar Collar





SP-618

Logo Bridge

FEATURES:

- LOGO BRIDGE: Logo for Bridge Plates
- LOGO SET UP: Set-Up Fee for Bridge Logo



PL-318

Connecting Cross Member w/ Fat and Skinny Grip



AC-SQTRAINER

Parallel Squat Trainers

FEATURES:

- Custom made

LIFT EX LOW
LIFT HEAVY
LIFT LARGE
LIFT LOW
LIFT MEDIUM



LIFT EX HEAVY

Parallel Squat Trainers

FEATURES:

- Levels of resistance: Low, Medium, Heavy, and Extra Heavy.



CA-8

Chin triangle

FEATURES:

- Low row\w Rubber

MAW-2313

Shok-Lok Power Flooring

FEATURES:

- Available size: 7'6" x 6"

CT-100

Multiperson Undulation Rope An

FEATURES:

- Multi-person Undulation Rope Anchor Station Features 360 Degrees Of Anchor Points For Up To 12 User At The Same Time. 10" Center eight Pole For Adding Weights For Stability.



CT-105

Ox Cart



AC-STROOPS77

Stroops ropes

FEATURES:

- Resistance Levels: 77 lb, 105lb1 150 lb

PL-303

Band Attachments

FEATURES:

- 11 Gauge steel construction.
- Comes with 1 Pr. uppers and 1Pr. lowers.
- Durable powder coat finish.



PSP

Power Sled w/ Handle

FEATURES:

- Welded solid.
- Corrosion resistant weight horn.
- Durable powder coat finish.



Weight Bars

BAROLY1500B



FEATURES:

- 1500 LB Test Bar
- Black Olympic Bar

- BAROLY2000CCK
- BAROLY2000CW/O



FEATURES:

- 2000 LB
- Chrome Needle Bearing Bar with or without center knurling.

- BAROLY2500BW/CK
- BAROLY2500BW/O



FEATURES:

- 2500 LB
- Black Olympic Bar w/Center Knurling

BAROLY6



FEATURES:

- 6' - 17 LB
- Aluma-Lite Bar

Weight Bars

BAROLYCURL



FEATURES:

- Olympic Power Curl Bar, Solid

BAROLYFB



FEATURES:

- 7' Football Bar

BAROLYJRHIGH



FEATURES:

- 6' - 30LB Olympic Jr. High Bar

Weight Bars



OLYSQUATBAR

FEATURES:

- Olympic Squat Bar Chrome



BAROLYSQUAT2

FEATURES:

- Promaxima Olympic Squat Bar Black

BAROLYSQUAT



FEATURES:

- 1200 LB Capacity.
- Safety Power Squat Bar.

BB-RECSET

FEATURES:

- Rubber Barbells: Rubber Encasted available in pairs from 5 to 120 lbs.



BB-UECSET

FEATURES:

- Urethane Barbells: Urethane Encasted available in pairs from 5 to 120lbs.

Barbell sets available in Rubber or Urethane, Straight or Curled, 20 - 110 lbs, set in 10 lb, increments.



Black Standard Bumper Plates

Plate Weight	45 lb	35 lb	25 lb	15 lb	10 lb
Colors	Red/Black	Blue/Black	Yellow/Black	Black	Black
Model Numbers	BUM-45LB/ BUMHI-45	BUM-35LB/ BUMHI-35	BUM-25LB/ BUMHI-25	BUMHI-15	BUMHI-10

- FEATURES:
- Material: Solid Rubber
 - Collar Diameter: 1.98"
 - Hub Type: Precision Steel Hub Insert
 - Bumper Diameter: 17.7"

BUMURB-55



55LB

BUMURB-45



45LB

BUMURB-35



35LB

BUMURB-25



25LB

BUMURB-10



10LB

Competition Bumper with Custom Logo, Standard Color Bumper

Plate Weight	55 lb	45 lb	35 lb	25 lb
Colors	Red/Black	Blue/Black	Yellow/Black	Green/Black
Model Numbers	BUMPBC-55/ BUMPB-55	BUMPBC-45/ BUMPB-45	BUMPBC-35/ BUMPB-35	BUMPBC-25 /BUMPB-25

FEATURES:

- Material: Solid Rubber
- Hub Diameter: 7.625"
- Hub Type: Precision machined high-grade steel, zinc coated.
- Bumper Diameter: 17.7"


Bumper Plates

BUMPBC-55




55LB

BUMPBC-45



45LB

BUMPBC-35



35LB

BUMPBC-25



25LB

Competition Urethane Bumper Plates with Logo

Plate Weight	55 lb	45 lb	35 lb	25 lb	10 lb
Colors	Red/Black	Blue/Black	Yellow/Black	Green/Black	Black
Model Numbers	BUMURC-55/ BUMURB-55	BUMURC-45/ BUMURB-45	BUMURC-35/ BUMURB-35	BUMURC-25/ BUMURB-25	BUMURB-10

FEATURES:

- Material: Urethane
- Hub Diameter: 7.625"
- Hub Type: Precision machined high-grade steel, zinc coated.
- Bumper Diameter: 17.7"

CARDIO



FEATURES:

- 104lb steel frame.
- Heavy-Duty 25" fan, 27" with Fan Housing.
- Sealed cartridge bottom bracket.
- Heavier base and handles produce a more intense workout.
- Increased arm range of motion.
- Pedal arm uses sealed bearings, stays tighter over time.
- Large, Easy-to-Read Console/Programs.
- Tracks Distance (Meter or Mile),
- Time, Speed (KM or MI),
- Calories, Watts, and HR.
- Programmable Custom Interval Functions (Work, Rest programs).
- Set Distance or Calories with countdown functionality.
- Distance tracked in meters or thousandths of a mile (1000.0 = 1 mile).
- Rubber-Dipped handles.
- 2-way adjustable seat.
- Peg attachment foot rests.
- Extra padding on seat.
- Optional Pair of SPD Cleat Pedals: Toe cup and SPD clip-in design to take your workout to a whole new level!
- Specs:
 - Net Weight: 104LBs
 - Shipping Weight: 110 lbs.
 - Shipping Dimensions: 48" x 35" x 11"
 - Max User Weight: 400 lbs.
 - Warranty: 5 year frame, 2 year non-wear parts

CV-AIRRAID-8AB

Air Bike, Air Raid



EUNOIA
Fitness

CV-GU5

GR5 Galaxy Series Recumbent Bike

FEATURES:

- Self powered drive system.
- Hybrid generator resistance system.
- 24 levels of resistance.
- 22lb flywheel.
- Easy-glide seating with 13 positions.
- 6 preset programs with 20 levels.
- Bottle and accessory holder.
- Personal adjustable fan.
- Durable powder coated frame.
- 450lb. max user weight.
- Transport wheels for ease of transport.
- USB charging port.



EUNOIA
Fitness

CV-GR5

GR5 Galaxy Series Recumbent Bike

FEATURES:

- Self powered drive system.
- Hybrid generator resistance system.
- 24 levels of resistance.
- 22lb flywheel.
- 6 preset programs with 20 levels.
- Bottle and accessory holder.
- Personal adjustable fan.
- Durable powder coated frame.
- 450lb. max user weight.
- Transport wheels for ease of transport.
- USB charging port.



CV-B22

Vertex B22 Upright Bike:

FEATURES:

- Smart Upright Bike



CV-B22X

Vertex B22X Upright Bike W / TV

CV-1300

Light Commercial Rower, Powered Console



FEATURES:

- Chain Driven.
- 500LB Max User Weight.
- 55" Aluminum Monorail.
- Seat is 21" from the ground for easy entry and exit.
- Tracks distance, speed, pace, calories burned, watts and HR.
- Programmable Interval Functions (Work, Rest programs).
- Preset exercise modes: Normal, Target Distance, Target Time, Game, Tabata 20/10, Tabata 10/20, User Tabata 10/10.
- Set Distance time tracking.
- Teflon roller wheels with double sealed bearings.

HR-3500T

Helix HR-3500T Recumbent Trainer

FEATURES:

- Unit Weight: 220 lbs
- Max User Weight: 350 lbs
- Warranty: 3 years parts, 1 year labor
- Power Requirements: 120vac 50/60hz
- Resistance Method: Electro-magnetic
- Resistance Levels: 20
- Display: TFT Touch full color
- Fit Programs: 9



CV-RowerG

Concept II Rower



FEATURES:

- Chain Driven.
- Max user weight 227 kg
- Monitor PM5
- Chain on Cord: Nickel-plated steel chain
- Monitor arm: Rugged nylon. Pivots for storage and to adjust monitor height.

SoulCycle

Bike

FEATURES:

- 950 On Demand classes included
- Big Screen support Netflix & Disney+
- Max weight limit 350 lb
- Height range 4'10 to 6'10



SRA800

Air Bike



FEATURES:

- 2-way adjustable seat.
- 104lb steel frame
- Heavy-Duty 25" fan, 27" with Fan Housing
- Set Distance or Calories with countdown functionality
- Distance tracked in meters

HLT-3500

Helix Lateral Trainer



FEATURES:

- Bi-directional 360° multi-plane Helix Motion® provides complete core & lower body muscle activation (glutes, inner/outer thighs, quads, hamstrings)
- Heaviest Duty Frame and Construction for Full Commercial Use
- State-Of-The-Art TFT Touchscreen Computer With Full Color Screen
- Oversize Foot Plates
- 20 levels of Electronic Resistance
- 8 Exercise Programs
- Resistance Type: Generator Magnetic
- Resistance Method: Electro-magnetic
- Resistance Levels: 20
- Total Resistance: 400 Watts
- Display Type: TFT Touch Full Color
- Programs: Quick Start, Manual, Random, Interval, HR Control, Valley, Rolling, Mountain, Olympian
- Feedback: Time, Calories, Rpm, Distance, HR, Level, Mets, Watts
- Flywheel weight: 26.4 lbs / 12kg
- Max User Weight: 350 lbs / 159kg
- Unit Weight: 225 lbs / 102kg
- Assembled Footprint: 36" x 42" (91.4cm x 122cm)
- Packaging DIMS: 38 x 18 x 29 (96.5 x 45 x 74)
- Power Requirements: Plugs in to 120 VAC 50/60 Hz

CV-Prorunner

Self Powered Treadmill



Resistance Handle Controls

FEATURES:

- Non-Powered treadmill
- Display readout: Time, Distance and Speed
- 56 Individual slats
- 17" Wide track
- 96 Precision bail bearings with 14 roller guides
- 400 lb. Máx. User weight

FEATURES:

- Adjustable Fingertip Controls.
- Adjustable Stride/Incline 1-10.
- Large Step-up Plate.
- Heart Rate Sensors.
- Ability To Receive Digital Heart Rate Monitoring Stats Via Heart Rate Chest Strap And Heart Rate Monitor.
- Powder Coated Steel Frame.
- Non-skid Foot Pedals.
- Urethane Grips.
- Upper/Lower Body Workout.
- iPhone/iPod Compatibility.
- Headphone Jack.
- USB Port.
- Dual Setting Fan With Adjustable Vent.
- Accessory Tray.
- Cup Holder.
- Book Rack.
- Maximum User Weight: 400lbs.
- Self Powered with Optional 110 Volt Power Requirements

CV-E22

Vertex E22 Elliptical: Adj. Stride



CV-E22X

Vertex E22X Elliptical: Adj Stride W/ TV

FEATURES:

- Walk-thru Frame.
- Angled Back Pad with Lumbar Support.
- 20 Seat Positions for Proper Alignment.
- Seat Adjusts on Rust Resistant Aluminum Guide System.
- Non-skid Large Foot Pedals with Foot Straps.
- Adjustable Fingertip Controls.
- Heart Rate Sensors.
- Ability To Receive Digital Heart Rate Monitoring Stats Via Heart Rate Chest Strap And Heart Rate Monitor.
- Powder Coated Steel Frame.
- Urethane Grips.
- iPhone/iPod Compatibility.
- Headphone Jack.
- USB Port.
- Dual Setting Fan With Adjustable Vent.
- Accessory Tray.
- Cup Holder.
- Book Rack.
- Maximum User Weight: 400lbs.
- 110V Power requirement.
- WORKOUTS
- Quick Start
- Goal: Time, Distance, Calories
- Constant RPM
- Constant Watts
- Physical Test
- Heart Rate Control: Fat Burn, Cardio, Target Heart Rate, Hill Heart Rate, Interval Heart Rate.
- 14 Languages: English, Simplified Chinese, Portuguese, Russian, Spanish, French, German, Dutch, Italian, Turkish, Korean, Japanese, Finnish, Farsi.
- 10" HD Touchscreen TV Display.
- Analog/Digital TV.
- Wi-Fi And Bluetooth.
- Networking Capabilities: Fit2Go, CSAFE, ANT+.
- Media Capabilities: Facebook, YouTube, HD TV.

CV-R22

Vertex R22 Commercial Recumbent Bike:



CV-R22X

Vertex R22X: Recumbent Bike W / TV

Virtual Active Program: 8 Virtual Reality Locations With 10 Different Scenic Paths – Wild California, Los Angeles, Sydney, Vancouver, Lake Tahoe, British Columbia Rockies, South Island New Zealand, Costa Rica.


FEATURES:

- Large 10 × 21 DOT Matrix LED Display.
- Display Readout: Time, Distance, Heart Rate, Watts, RPM, Level, Speed, And Calories.
- Belt-driven Self Powered Hybrid Generator Drive.
- 6 Preset Programs With 30 Resistance Levels.
- Finger Touch Resistance Controls on Upper Arms.
- Contact & Telemetric Heart Rate System.
- 24" Natural Stride.
- 8 Bearing Linkage System.
- 22lb. Fly Wheel.
- 6.75" Step Up
- Large Non-Skid Foot Plate.
- 450lb. User Weight.
- USB Charging Station.
- Water Bottle and Phone Holder.
- CSAFE Power Port.



CV-GE5

GE5 Galaxy Series Elliptical




T-22

Vertex T-22

FEATURES:

- Motor: 5.5 HP Continuous Duty AC Motor
- Speed Range: 0.5mph-15.6mph
- Elevation: 0%-20%
- Running Surface: 22" x 63"
- Step-up Height: 10"
- Rollers: 4"
- (2) Metal Heart Rate Sensors on Each Handrail.
- Ability To Receive Digital Heart Rate Monitoring Stats Via Heart Rate Chest Strap And Heart Rate Monitor
- Steel Frame
- Front Roller Wheels And Rear Levelers
- Non-skid Aluminum Side Rails
- Urethane Grips



GT5

Galaxy Commercial Treadmill



FEATURES:

- Speed range from 0.2 – 13.2 MPH
- Incline from 0 – 15%
- 4.2hp AC brushless motor
- Over 20 programs
- Contact heart-rate receivers
- Personal adjustable fan

25 TXIA

Centurion 25TXIA Treadmill

FEATURES:

- Hybrid drive control.
 - Stress neutralization system.
 - Self lubricating belt and waxed double-sided deck.
 - Enhanced Intelligent Touch heart rate system.
 - iPod charging and sound capable.
 - USB port for charging only
-
- 19" LCD TV/Touchscreen display.
 - 26 Programs including Fit Test, Army, Navy, Marine, Airforce and Firefighter.
 - Maximum user weight of 500 lbs.
 - Fast Track for Speed, Grade, Quick Start, Stop, Direct Selection and Emergency Stop.
 - Dedicated 110V/20 amp circuit required



with:
Touchscreen



24 TXIA

Centurion 24TXIA Treadmill

FEATURES:

- Speed rating from 0.5 to 15.5 mph.
- Incline rating from 0 to 20%.
- 5.5 HP AC Treadmill duty motor.
- Hybrid drive control system.
- 19" LCD TV/Touchscreen display.
- 26 Programs including Fit Test, Army, Navy, Marine, Airforce and Firefighter
- Maximum user weight of 500 lbs
- Fast Track for Speed, Grade, Quick Start, Stop, Direct Selection and Emergency Stop
- Stress neutralization system
- Self lubricating belt
- 64"L x 22" W running surface
- Enhanced Intelligent Touch HR system
- USB port for charging only
- Dedicated 110V/20 amp circuit required
- Bluetooth connectivity



with:
Touchscreen



21TX

Centurion Series 21TX Treadmill

FEATURES:

- 18.5" LED HDTV Display
- Hybrid drive control.
- Shock Absorber System.
- Self lubricating belt and waxed double-sided deck.
- Dual Grip Heart Rate Monitor with Polar Wireless Chest Strap.
- iPod charging and sound capable.
- USB port for charging only



Power

Power Treadmill



FEATURES:

- Built-in bar simulates sled pushing and pulling without needing the space to use a traditional sled
- 7-degree incline is ideal for building strength and explosiveness with proper form, whether the user is performing forward, lateral or reverse movements
- Full perimeter handrails offer easy entry and exit and support during lateral movement
- Low-inertia design offers true-to-life ground reaction force and quick deceleration, ideal for high-intensity interval training
- Heavy-duty deck stands up to the most intense workout environments and accommodates larger users in rehabilitation environments
- Self-powered design makes it easy to place the unit anywhere in your facility
- True zero start and unlimited top speed offers a wide variety of users the ability to match their workout experience to their needs and fitness goals

CV-GT5

GT5 Galaxy Series Treadmill

FEATURES:

- Speed range from 0.2 – 13.2 MPH.
- Incline from 0 – 1.5%.
- 4hp AC burshless motor.
- Over 20 programs.
- Contact heart rate receivers.
- Personal adjustable fan.
- 500lb. max user weight.
- 60" x 22" running surface.
- 1" reversible phenolic deck.
- Premium 4-ply orthopedic running belt.
- Smooth deck absorbent system.
- 3" belt rollers.
- 6.75" step on height.
- Durable powder coated frame.
- USB charging port.
- Transport wheels for ease of transport.
- Dedicated 110V/20 amp circuit required.



CV-SEEG8925

EG-8925 Variable Elliptical Trainer

FEATURES:

- Multifunction machine stepper/elliptical/runner.
- Patent natural free stride movement.
- LED Dot matrix display with 12 programs.
- Self-Power system.
- Contact heart rate.
- Provides elliptical or stepping motion.
- Lower rear point of entry.
- Dual commercial bearings.
- Multi-grip handlebars.
- Fingertip resistance adjustments.
- Durable upright post.
- 1.5" pedal spacing.
- Over-sized solid foot pedals.
- Hardened 3pcs crankshaft.
- Transport wheels.
- Adjustable floor levelers.
- Water bottle holder Farsi.



CV-Prorunner

Self Powered Treadmill



Resistance Handle Controls

FEATURES:

- Non-Powered treadmill
- Display readout: Time, Distance and Speed
- 56 Individual slats
- 17" Wide track
- 96 Precision bail bearings with 14 roller guides
- 400 lb. Máx. User weight

CV-SM5

Stepmill SM5

FEATURES:

- Non-slip, 8" Fixed step, revolving stairs.
- Speed adjustable floors per minute.
- Ergonomically designed handrails.
- Cup holders and accessory tray.
- USB Charging.
- Polar Telemetry Heart Rate System.
- Easy to read LCD display console.
- Display readout: Calories, Levels 1-20, Floors per minute, Floors climbed, Watts, METs and Workout Profile.
- Quick start standard.
- 13 Total workout programs.
- Max user weight: 350lbs.
- 110V Power requirement.
- 9' Minimum ceiling height required.



Jacob's Ladder

Stepper

FEATURES:

- Jacobs Ladder is the most effective piece of commercial gym equipment on the market today.
- Jacobs Ladder is designed specifically for high intensity, low impact exercise, but goes much deeper than that. Jacobs Ladder was put to the test by researchers in the School of Kinesiology at Louisiana State University who found that Jacob's Ladder was a scientifically superior workout. Users burned calories at a much higher pace with a lower perceived exertion rate when compared with treadmills. Plus, since it's a low impact exercise, it's possible to have a high-energy workout without significant strain on the body. Jacobs Ladder also is functional exercise, making it useful for rehabilitation, circuit training, personal training, high-intensity intervals and endurance training. As one of our customers said almost 20 years ago, "it is easier to work harder on Jacobs Ladder than any other piece on the market."



CV-SRS860U

S860U Rear Wheel Spin Bike, w/console

FEATURES:

- Poly-V belt drive system.
- Magnetic resistance.
- 35lb. Flywheel.
- Vertical and horizontal adj. Seat.
- Vertical and horizontal adj. Handlebars.
- Tablet or book holder.
- Foot straps.
- 350lb. Max user weight.
- 7" LCD Backlit console.
- Built in HR receiver.
- Self powered generator.



PL-100

Dual Abdominal Crunch

FEATURES:

- 2" x 3" 11 Gauge steel construction.
- 40 oz. Seamless upholstery, bacteria free.
- Handles with custom rubber grips.
- Adjustable padded rollers for locking in legs.
- Weight plate storage.
- Heavy rubber seat stop.
- Adjustable seat and chest pad.
- Bright red colored pull knobs.
- Durable powder coat finish.



EMBROID SET UP

Embroidery Set Up Fee

AC-SLIPCOVER

Slip Cover for Benches with Emb Logo



FEATURES:

- Custom Embroidered Logos Available

STRENGTH

EUNOIA

Fitness



EZR-02

Rubber Encased Grip Plates

EZR-02.5
EZR-05
EZR-10
EZR-25
EZR-35



FEATURES:

- Olympic Rubber Grip Plates 2.5LB.
- Olympic Rubber Grip Plates 5LB.
- Olympic Rubber Grip Plates 10LB.
- Olympic Rubber Grip Plates 25LB.
- Olympic Rubber Grip Plates 35LB.
- Olympic Rubber Grip Plates 45LB.

PL-321

Double Land Mine

FEATURES:

- Heavy wall steel construction.
- Radial bearings for a smooth range of motion while training.
- Heavy-duty pull pins for quick adjustments.
- Durable powder coat finish.
- Weight: 35 lbs.



HEXR-005

Rubber Encased Hex Dumbbells

HEXR-005
HEXR-010
HEXR-015
HEXR-020
HEXR-025
HEXR-030
HEXR-035
HEXR-040
HEXR-045
HEXR-050

HEXR-055
HEXR-060
HEXR-065
HEXR-070
HEXR-075
HEXR-080
HEXR-085
HEXR-090
HEXR-095
HEXR-100



FEATURES:

- Sold in pairs in popular weights.
- Solid steel knurled ergonomic handle with zinc coating for improved grip, comfort and durability.
- Raised numbers make each dumbbell easy to identify by weight.
- Hexagonal head design prevents the dumbbell from rolling away, so they stay within easy reach.

URD-SET1

Urethane Dumbbells

URD-SET1
URD-SET2
URD-SET3
URD-105
URD-110
URD-115
URD-120
URD-125
URD-130
URD-135
URD-140
URD-145
URD-150



KETTLE BPRO 005

Rubber Encased Kettlebells

KETTLE BPRO 005
KETTLE BPRO 010
KETTLE BPRO 015
KETTLE BPRO 020
KETTLE BPRO 025
KETTLE BPRO 030
KETTLE BPRO 035
KETTLE BPRO 040
KETTLE BPRO 045

KETTLE BPRO 050
KETTLE BPRO 055
KETTLE BPRO 060
KETTLE BPRO 065
KETTLE BPRO 070
KETTLE BPRO 075
KETTLE BPRO 080
KETTLE BPRO 085



PL-385

Single Leg Squat Attachment



PLR-504

Dumbbell Rack (3-Tier)



FEATURES:

- 2" x 3" 11 Gauge steel construction.
- Saddles to hold Round Dumbbells securely in place.
- Durable powder coat finish.



STR-16

Trap Bar Rack Hold up to 5 Bars



PL-531

2 Bar Swivel Landmine



PL-532

4 Bar Swivel Landmine

PLR-500

2 Tier Dumbbell Rack w/Saddles



FEATURES:

- Sold in pairs in popular weights.
- Solid steel knurled ergonomic handle with zinc coating for improved grip, comfort, and durability.
- Raised numbers make each dumbbell easy to identify by weight.
- Hexagonal head design prevents the dumbbell from rolling away, so they stay within easy reach.

FEATURES:

- 2" x 3" 11 Gauge steel construction.
- Two tier design.
- 9' 3" Overall length.
- Holds set of 5lbs. – 75lbs.
- Large foot pads with bolt down holes.
- Durable powder coat finish.

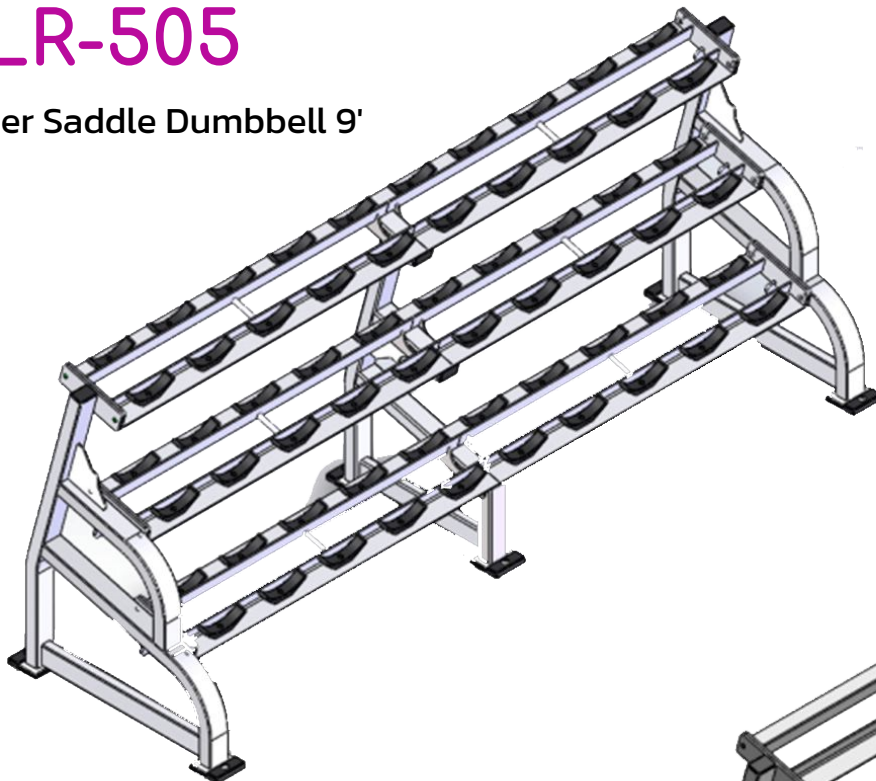


PLR-500A

2 Tier Dumbbell Rack

PLR-505

Raptor 3 Tier Saddle Dumbbell 9'

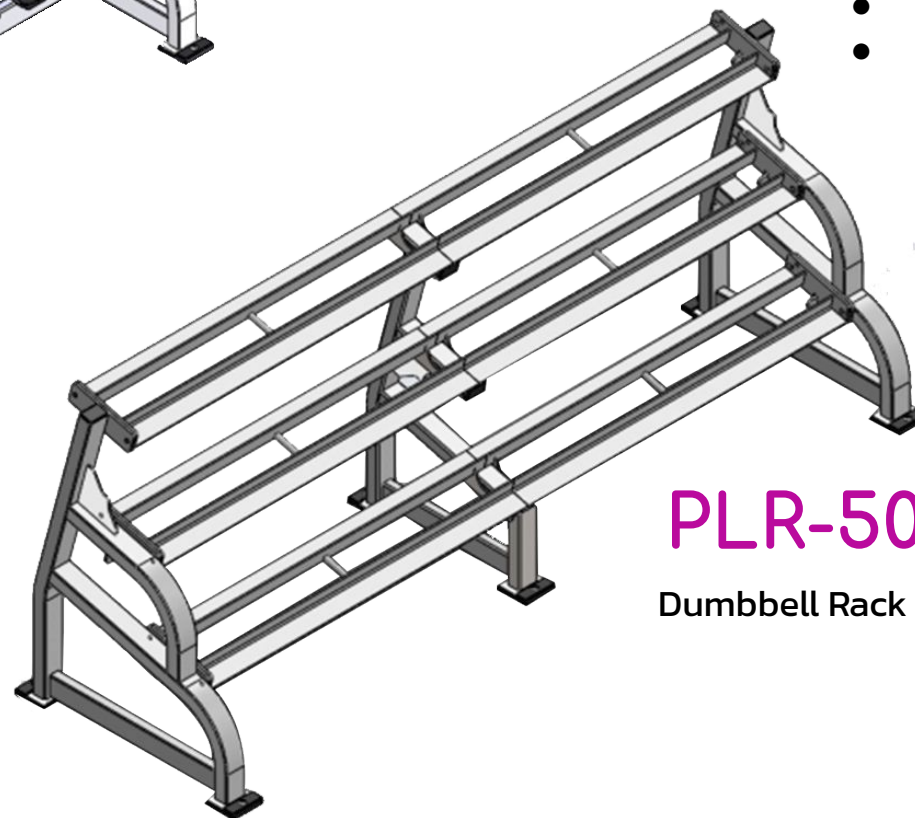


FEATURES:

- 2" x 3" 11 Gauge steel construction.
- 9' 3" Overall length.
- Holds set of 5lbs. – 75lbs.
- Small footprint requires minimal space.
- Durable powder-coat finish.

FEATURES:

- 2" x 3" 11 Gauge steel construction.
- 9' 3" Overall length.
- Holds set of 5lbs. to 100lbs. dumbbells.
- For hex rubber dumbbells.
- Durable powder coat finish.



PLR-505A

Dumbbell Rack (3-Tier)

FW-100

Vertical Bumper Plate Holder W

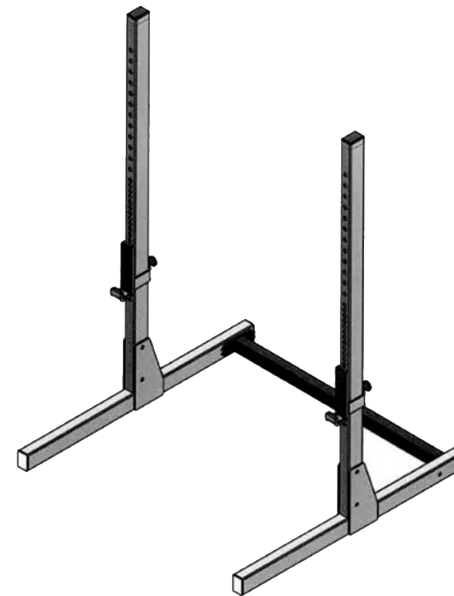


FEATURES:

- Vertical Bumper Plate Holder W.
- 2" x 2" and 2" x 3" heavy wall steel construction.
- Small footprint to save space.
- Durable powder coat finish.
- Rubber plate stops.

FW-1015

Squat Press Stand 72" High wit



FEATURES:

- Squat Press Stand 72" High wit

FW-1015B

Squat Press Stand with Dual Fat and Skinny Pull Up



FEATURES:

- 2" x 3" 11 Gauge steel construction.
- Lower holes 1" on center.
- Upper holes 2" on center.
- Dual fat and skinny pull up bar.
- 2 Adjustable bar catches.
- Durable powder coat finish.

FW-119

Power Lifting Platform



FEATURES:

- 6' x 8' Power Lifting Platform

FW-FW-31

Rolling Bumper Plate Holder



FW-1015B

A Frame Olympic Plate Holder



FW-18

T-Bar Row with Chest Pad



FW-18

T-Bar Row with Chest Pad

EUNOIA
Fitness

FW-33

4-Way Neck Machine, Cam Driven



FW-18

Sissy Squat





ST-10

STEALTH Chest Press

FEATURES:

- 2" X 4 3/8" X .120 Wall Oval tubing
- Inner and outer weight stack shields.
- 40 oz. Seamless upholstery, bacteria free.
- Quick easy adjustment.
- Instructional color placard.
- 1/4" nylon coated aircraft cable driven. 4800 lb. test.
- Independent dual pulleys.
- Powder coat finish.



ST-15

STEALTH Pec / Rear Delt

FEATURES:

- 2" X 4 3/8" X .120 Wall Oval tubing
- Inner and outer weight stack shields.
- 40 oz. Seamless upholstery, bacteria free.
- Quick easy adjustment.
- Instructional color placard.
- 1/4" nylon coated aircraft cable driven. 4800 lb. test.
- Independent dual pulleys.
- Powder coat finish.



ST-20

STEALTH Combo Chest and Shoulder Press

FEATURES:

- 2" X 4 3/8" X .120 Wall Oval tubing
- Inner and outer weight stack shields.
- 40 oz. Seamless upholstery, bacteria free.
- Quick easy adjustment.
- Instructional color placard.
- 1/4" nylon coated aircraft cable driven. 4800 lb. test.
- Independent dual pulleys.
- Powder coat finish.



ST-25

STEALTH Converging Over Head Press

FEATURES:

- 2" X 4 3/8" X .120 Wall Oval tubing
- Inner and outer weight stack shields.
- 40 oz. Seamless upholstery, bacteria free.
- Quick easy adjustment.
- Instructional color placard.
- 1/4" nylon coated aircraft cable driven. 4800 lb. test.
- Independent dual pulleys.
- Powder coat finish.



ST-30

STEALTH Lateral Deltoid

FEATURES:

- 2" X 4 3/8" X .120 Wall Oval tubing
- Inner and outer weight stack shields.
- 40 oz. Seamless upholstery, bacteria free.
- Quick easy adjustment.
- Instructional color placard.
- 1/4" nylon coated aircraft cable driven. 4800 lb. test.
- Independent dual pulleys.
- Powder coat finish.



ST-50

STEALTH Seated Cable Row

FEATURES:

- 2" X 4 3/8" X .120 Wall Oval tubing
- Inner and outer weight stack shields.
- 40 oz. Seamless upholstery, bacteria free.
- Quick easy adjustment.
- Instructional color placard.
- 1/4" nylon coated aircraft cable driven. 4800 lb. test.
- Independent dual pulleys.
- Powder coat finish.



ST-55

STEALTH Seated Bicep Curl

FEATURES:

- 2" X 4 3/8" X .120 Wall Oval tubing
- Inner and outer weight stack shields.
- 40 oz. Seamless upholstery, bacteria free.
- Quick easy adjustment.
- Instructional color placard.
- 1/4" nylon coated aircraft cable driven. 4800 lb. test.
- Independent dual pulleys.
- Powder coat finish.



ST-70

STEALTH Leg Extension / Leg Curl

FEATURES:

- 2" X 4 3/8" X .120 Wall Oval tubing
- Inner and outer weight stack shields.
- 40 oz. Seamless upholstery, bacteria free.
- Quick easy adjustment.
- Instructional color placard.
- 1/4" nylon coated aircraft cable driven. 4800 lb. test.
- Independent dual pulleys.
- Powder coat finish.



ST-90

STEALTH Leg Press

FEATURES:

- 2" X 4 3/8" X .120 Wall Oval tubing
- Inner and outer weight stack shields.
- 40 oz. Seamless upholstery, bacteria free.
- Quick easy adjustment.
- Instructional color placard.
- 1/4" nylon coated aircraft cable driven. 4800 lb. test.
- Independent dual pulleys.
- Powder coat finish.



PL-30

Power Lunge

FEATURES:

- 2"x 3" 11 Gauge steel construction.
- Pillow block bearings at all pivot points.
- Multiple handles with custom rubber grips.
- Weight plate storage.
- Durable powder coat finish.



RPL-12

Unilateral Vertical Chest Press

FEATURES:

- 2" x 3" 11 gauge steel frame.
- Adjustable seat, no pop pins.
- Weight plate storage.
- Independent arm movement.
- 40 oz. Seamless Upholstery, bacteria free.
- Radial bearings at all pivot points.
- 8 lb. starting resistance.
- 2" x 3" Solid rubber arm stop and support.
- Powder coat finish.

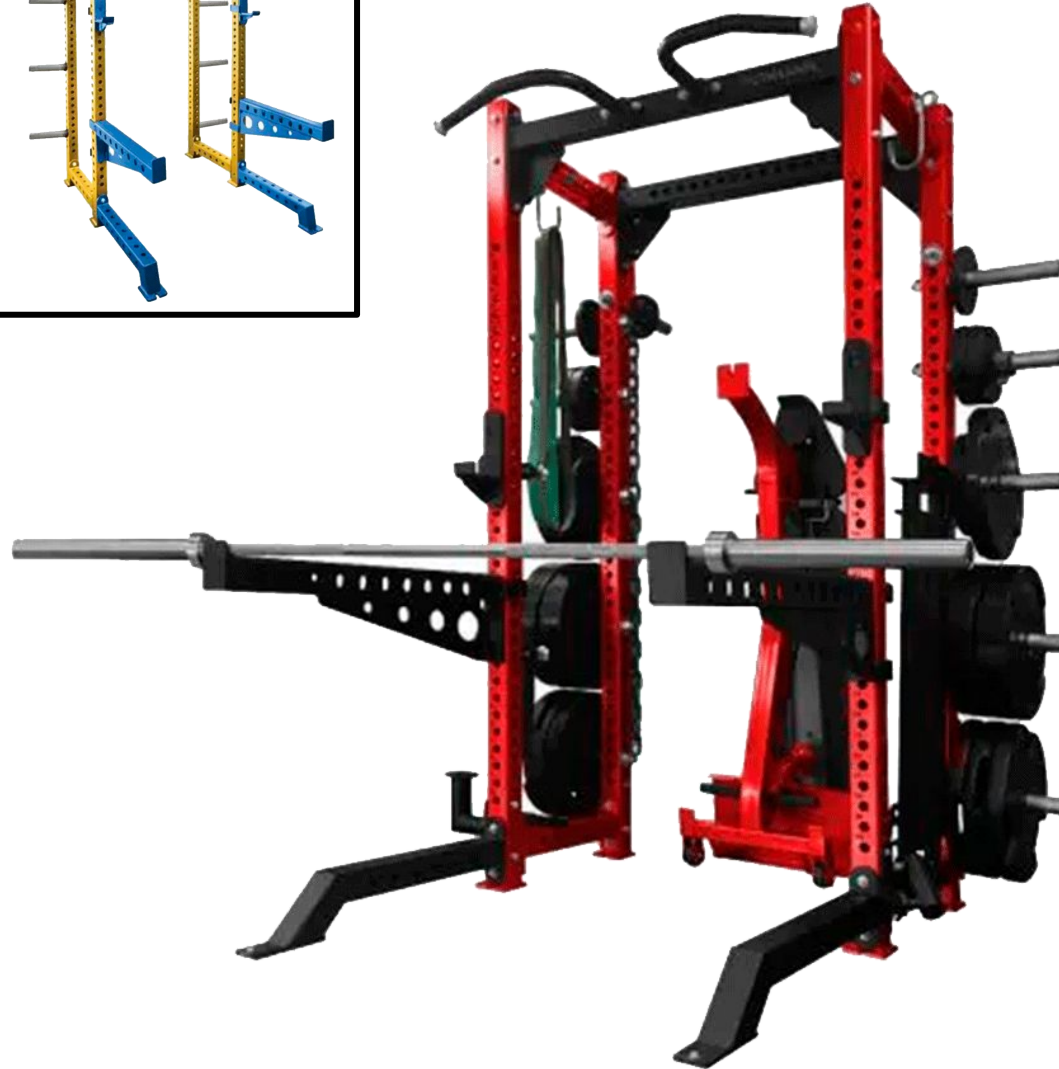


SP-600

Sport Series Double Sided Half Rack

FEATURES:

- 3" x 3" 7 gauge multi hole upright posts.
- Adjustment holes are 2" on center.
- Laser engraved numbering for exact bar positioning.
- 4 – Adjustable J-hooks.
- 4 – Adjustable bar catches.
- Weight and bar storage.
- Chin up station.
- 3 – Stage durable powder coat finish.



SP-640

Sport Series Half Rack

FEATURES:

- 3" x 3" 7 gauge multi hole upright posts.
- Adjustment holes are 2" on center.
- Laser engraved numbering for exact bar positioning.
- 2 – Adjustable J-hooks.
- 2 – Adjustable bar catches.
- Weight and bar storage.
- Chin up station.
- 3 – Stage durable powder coat finish.

FW-103L

Medicine Ball Rack

FEATURES:

- Holds 5 medicine balls.
- Small footprint requires minimal space.
- Durable powder coat finish.



FW-1012-D

Plow Sled w/ 2 - Removable Handles



FW-1014

Mini Speed Sled



FW-103L

Medicine Ball Rack

FEATURES:

- Holds 10 balls.



FW-48

Olympic Bar Holder

FEATURES:

- Holds 9 Bars



FW-1000

ISO-FIT TRAINER No Removable Parts



FEATURES:

- Vertical Bumper Plate Holder W.
- 2" x 2" and 2" x 3" heavy wall steel construction.
- Small footprint to save space.
- Durable powder coat finish.
- Rubber plate stops.

FW-1000

3- Tier Medicine Ball Rack





PL-220D


ISO-FIT TRAINER No Removable Parts

FEATURES:

- Constructed from heavy wall steel
- Ergonomically formed handles with custom rubber grips
- Support catches
- Lockon system
- Lightweight design adjusts quickly and easily
- Durable powder coat finish
- Works with PL-300 and PL-500 Series racks and cages
- Weight: 25 lbs.

FW-92

Wall Mounted Chin Up



FW-150U

Adjustable Workbench w/ wheels



FEATURES:

- Bench stands upright for better storage.
- Adjustable from 0-90°.

FW-166

Adjustable Workbench w/ wheels



PL-128U

Deluxe Adjustable Bench w/ Spotter Stand



FEATURES:

- Adjustable from 0-90°

PL-610

Multi Adjustable Workbench w/ Wheels



FEATURES:

- Adjustable from decline to Incline

EUNOIA
Fitness

FW-115

Pro Olympic Bench



FEATURES:

- 2"x3" Steel Frame.

FW-30

Sit Up Bench



FEATURES:

- Adjustable Decline

PL-94

Flat work bench

FEATURES:

- 2"x 3" 11 Gauge steel construction.
- 40 oz. Seamless upholstery, bacteria free.
- Solid welded construction.
- Durable powder coat finish.



PL-96

Flat Cross Training Bench

FEATURES:

- 2" x 2" 11 Gauge steel construction, welded solid.
- ABS bench protective dishes.
- 40 oz. Seamless Upholstery, bacteria free.
- Durable powder coat finish.



PLR-100

Olympic Incline Bench Press

FEATURES:

- 2" x 3" Heavy wall steel.
- Angled bar catches w/high resistant wear surface.
- ABS seat and back protective dishes.
- 40 oz. Seamless Upholstery Bacteria free.
- Adjustable seat to accommodate all size users.
- Safety pegs for multi height racking.
- Large feet with bolt down holes.
- Non-skid spotter stands.
- Foot support bar.
- Weight plate storage.
- Weight capacity 1000 lbs.
- Powder coat finish.



PLR-150

Olympic Bench Press

FEATURES:

- 2" x 3" Heavy wall steel.
- Angle bar catches w/high resistant wear surface.
- 40 oz. Seamless Upholstery, bacteria free.
- Safety pegs for multi height racking.
- Custom rubber feet with bolt down holes.
- Non-skid spotter stands.
- Weight plate storage with protective coating.
- Powder coat finish.





PLR-450

Preacher Curl

PLR-487

Single Dip Station

FEATURES:

- Frame and Welds – Lifetime Warranty
- Mechanical Parts – 5 Years
- Upholstery – 1 Year
- 2" x 3" Heavy wall steel.
- Adjustable arm support.
- Solid welded construction.
- 40 oz. Seamless Upholstery, bacteria free.
- Small footprint uses minimal space.
- Powder coat finish.



EUNOIA
Fitness

Utility Benches



PLR-488

Double Dip Station



PLR-489

4 Man Dip Station



PL-15

Unilateral Hamstring Curl

FEATURES:

- 2"x 3" 11 Guage steel construction.
- 40 oz. Seamless upholstery, bacteria free.
- Assist handles with custom rubber grips.
- Adjustable padded rollers for legs.
- Pillowblock bearings at all pivot points.
- Heavy rubber arm stop.
- Durable powdercoat finish.





PL-205

GLUTE/HAM BENCH

FEATURES:

- 2" x 2" & 2"x 3" 11 Gauge steel frame.
- Walk-thru frame non-skid foot plate.
- Bright red pull knobs.
- Weight plate storage.
- 2 – Split rotating thigh pads.
- 40 oz. Seamless upholstery, bacteria free.
- Gas adjust roller pad and foot plate.
- Reverse hyper extension.
- Assist handles with custom rubber grips.
- Powder coat finish.

PLR-600

Flat Work Bench With Wheels 2"



FEATURES:

- 2" x 3" heavy wall steel tubing, welded solid and stress tested.
- 40 oz. Commercial Grade Marine Naugahyde
- Small footprint requires minimal space.
- Handle and wheels for easy transport.
- Durable powder coat finish.
- Dimensions: 50" L x 23" W x 17" H
- Weight: 103 lbs.

FEATURES:

- 2" x 2" and 2" x 3" heavy wall steel tubing, welded solid and stress tested.
- 40 oz. Commercial Grade Marine Naugahyde.
- Adjustable back pad for setup angle.
- High density foam roller pads for leg supports.
- Wheels for ease of transport.
- Bright red pop pin for quick adjustments.
- Large foot pad with bolt down holes.
- Durable powder coat finish.
- Dimensions: 56" L x 27" W x 32" H
- Weight: 175 lbs.

PLR-700

Adjustable Decline Bench



PLR-750

Back Extension



FEATURES:

- 2" x 2" Heavy wall steel.
- 40 oz. Seamless Upholstery, bacteria free.
- Custom rubber grips.
- Non-skid foot pads.
- Large foot pads with bolt down holes.
- Powder coat finish.



PLR-775

GLUTE & HAM

FEATURES:

- 2" x 3" 11 Gauge steel frame construction.
- 40 oz. Seamless Upholstery, bacteria free.
- Large non-skid angled foot plate.
- Padded support belt.
- Walk-through frame.
- Weight plate storage.
- Pillow block bearings at all pivot points.
- Durable powder coat finish.

**PLR-780**

Hip and Glute Thrust

**EUNOIA**
Fitness

PLR-490

Hip Flexion/Dip Station/Push UP



FEATURES:

- 2" x 2" & 2" x 3" 11 guage steel frame.
- 40 oz. Seamless Upholstery, bacteria free.
- Vertical sit up station.
- Dip station.
- Push-up station.
- Custom rubber grips
- Non-skid foot plates.
- Rubber grip handles
- Powder coat finish.

PLR-800

Seated Utility Bench with Wheels

FEATURES:

- 2" x 3" heavy wall steel tubing, welded solid and stress tested.
- 40 oz. Commercial Grade Marine Naugahyde
- Handle and wheels for easy transport.
- Solid welded foot rest.
- Durable powder coat finish.
- Dimensions: 58" L x 26.5" W x 42" H
- Weight: 78 lbs.



RPL-38

Belt Squat Machine



FEATURES:

- 2"x 3" 11 Gauge steel construction.
- Double Sealed Radial bearings at all pivot points.
- Handles with custom rubber grips.
- Durable powder coat finish.

FW-66

Shoulder Press Stool With Reve



RPL-43

Unilateral Tricep



FEATURES:

- 2" x 3" 11 guage steel frame.
- Adjustable seat, no pop pins.
- Weight plate storage.
- Independent arm movement.
- 40 oz. Seamless Upholstery, bacteria free.
- Radial bearings at all pivot points.
- 8 lb. starting resistance.
- 2" x 3" Solid rubber arm stop and support.
- Powder coat finish.

RPL-45

Seated Thigh Extension



FEATURES:

- 2"x 3" 11 Gauge steel construction.
- 40 oz. Seamless upholstery, bacteria free.
- Double Sealed Radial bearings at all pivot points.
- Handles with custom rubber grips.
- Large rubber arm stops.
- Durable powder coat finish.

FW-36

Squat Stool With Adjustable



FW-64

Dual Standing Preacher Curl



FW-152

Competition Power Rack W/ Weight Storage



FW-152

Deluxe Vertical Weight Plate H



CF-9500

Promaxima Outlaw Multi Rack Sy

FEATURES:

- 3" x 3" 7 Gauge steel frame.
- Angled front rack protects athletes/users knees during heavy squat or bench lifting.
- Numbered adjustment system.
- 2 – Adjustable safety catches w/protective coating.
- Double rack, Smith Machine combo.
- Dual adjustable functional trainers with 150 lb. weight stacks.
- Foot plates for rowing exercises.
- Chin up station.
- Lat pull down/Low row with 300 lb. solid steel weight stack.
- Bright red colored pull knobs.
- Weight plate and bar storage.
- 1/4" nylon coated aircraft cable driven. 4800 lb. test
- Hundreds of exercise variations.
- Powder coat finish.
- Accessory storage.
- Unit height 95".
- Chin up station requires at least a 9' ceiling.



CM-334

Wall Mounted Functional Trainer



FEATURES:

- Wall Mounted Functional Trainer Dual adjustable pulley system w/ Kettlebell and medicine ball storage
- Dual Adjustable Pulley Sytem with 2 enclosed weigth stacks.
- Kettleball and medicine ball storage
- Multiple people can workout at one time.
- Includes Chin Up Station.
- Over 40 exercises
- Available as a free standing Unit
- Pattented Trak-Handles."

CM-335

Dual Adjustable Pulley System:



FEATURES:

- Dual Adjustable Pulley Sytem with 2 enclosed weigth stacks.
- 11 different pulley adjustments on each column
- Multiple people can workout at one time.
- Includes multi grip chin up Station.
- Over 40 exercises.
- Pattented Trak-Handles.

CM-337

Total Body Functional Trainer



FEATURES:

- Dual Adjustable Pulley System with 2 enclosed weight stacks.
- 11 different pulley adjustments on each column
- Multiple people can work out at one time.
- Includes multi grip chin up Station, lat Pull, low Row
- Over 40 exercises.
- Corner Unit designed to maximize limited space.
- Patented Trak-Handles.

CM-905

2-Tower 5-Weight Stacks



FEATURES:

- 2" x 4" Oval wall steel tubing frame.
- 225 lb. weight stack.
- Custom rubber foot pad.
- Quick connect allows for various exercise attachments.
- Instructional color placard.
- 1/4" nylon coated aircraft cable driven. 4800 lb. test.
- Independent dual pulleys.
- Powder coat finish.

CM-908

2-Tower 8-Weight Stacks w/Mu



FEATURES:

- "2" x 4" Oval wall steel tubing frame.
- 225 lb. weight stack.
- Custom rubber foot pad.
- Quick connect allows for various exercise attachments.
- Instructional color placard.
- 1/4" nylon coated aircraft cable driven. 4800 lb. test.
- Independent dual pulleys.
- Powder coat finish.

FW-113

Competition Power Rack



FW-10

Squat Rack 2" x 2" Steel Frame




FW-4

Combo Hi Lat Pull With Cable Low Row



FW-43

Adjustable Pulling Stand-Rubber Covered





P-1000

Raptor Vertical Chest Press, 3

FEATURES:

- 2" x 4" 11 gauge steel weight stack frame housing.
- Form fitted outer weight stack shield.
- Vertical chest press w/foot pedal for easy entry/exit.
- ABS seat & back protective dishes.
- Seamless upholstery.
- Natural rubber hand grips - ergonomically formed and positioned.
- Five position seat adjustment.
- Bright red colored pull knobs.
- Instructional color placard.
- 300 lb. Weight Stack.
- All pivoting axis have radial bearings.
- 1/4" Nylon coated aircraft cable driven. 4800 lb. test.
- Dimensions: 55" L x 52" W x 68" H
- Weight: 600 lbs.
- Series: Raptor



P-1100

Raptor Rear Deltoid / Pectoral

FEATURES:

- 2" x 4" 11 guage steel weight stack frame housing.
- Form fitted outer weight stack shield.
- Combination rear deltoid and pectoral fly.
- ABS seat & back protective dishes.
- Adjustable range of motion.
- Red axis of rotation indicator.
- Seamless upholstery.
- Natural rubber handgrips.
- Five position seat adjustment.
- Bright red colored pull knobs.
- Instructional color placard.
- 225 lb. Weight Stack.
- All pivoting axis have radial bearings.
- 1/4" Nylon coated aircraft cable driven. 4800 lb. test.



P-1200

Raptor Unilateral Inverted Leg

FEATURES::

- 2" x 3" Gauge steel construction.
- 40oz. Seamless upholstery, bacteria free.
- 4 - 2" Case hardened guide rods and linear bearings for smooth range of motion.
- Adjustable back pad. Unilateral Leg movement with lock out.
- Unilateral Leg movement with lock out.
- Large non-slip individual foot plates.
- Assist handles with custom rubber grips.



P-1350

Raptor Multi Chest Press, Incl

FEATURES:

- 2" x 4" 11 guage steel weight stack frame housing.
- Form fitted outer weight stack shield.
- Seat back adjustable from 30 – 90 Degrees to Shoulder press.
- ABS seat & back protective dishes.
- Seamless upholstery.
- Natural rubber handgrips.
- Five position seat adjustment.
- Bright red colored pull knobs.
- Instructional color placard.
- 225 lb. Weight Stack.
- All pivoting axis have radial bearings.
- 1/4" Nylon coated aircraft cable driven. 4800 lb. test.



P-3000

Raptor Bicep Curl

FEATURES::

- 2" x 4" 11 guage steel weight stack frame housing.
- Form fitted outer weight stack shield.
- Self-adjusting compensating arm with bearing mounted wrist swivel.
- Counter balanced drive arm with engineered true strength curve cam.
- ABS Seat protective dish.
- Ergonomically formed handles with natural rubber handgrips.
- Red axis of rotation indicator.
- 40 oz. Seamless upholstery, bacteria free.
- Five position seat adjustment.
- Bright red colored pull knobs.
- Instructional color placard.
- 150 lb. Weight Stack.
- All pivoting axis have radial bearings.
- 1/4" Nylon coated aircraft cable driven. 4800 lb. test.



P-3100

Raptor Tricep Extension

FEATURES::

- 2" x 4" 11 guage steel weight stack frame housing.
- Form fitted outer weight stack shield.
- Self-adjusting compensating arm.
- Counter balanced drive arm.
- Red axis of rotation indicator.
- ABS seat, back & arm pad protective dishes.
- Seamless upholstery.
- Natural rubber handgrips.
- Five position seat adjustment.
- Bright red colored pull knobs
- Instructional color placard.
- Custom made rubber feet with bolt-down holes.
- 150 lb. weight stack.
- 1/4" nylon coated aircraft cable driven. 4800 lb. test.
- True strength curve on cam.
- All pivoting axis have radial bearings.



P-3350

Combo Seated Arm Curl

FEATURES::

- 2_ x 4_ 11 guage steel weight stack frame housing.
- Form fitted outer weight stack shield.
- Inner weight stack protective safety shields.
- Self-adjusting compensating arm.
- Ergonomically formed and positioned custom rubber handle with three different grips.
- Counter balanced drive arm.
- Red axis of rotation indicator.
- ABS seat, back & arm pad protective dishes.
- Seamless upholstery.
- Natural rubber handgrips.
- Five position seat adjustment.
- Bright red colored pull knobs
- Instructional color placard.
- 150 lb. weight stack.
- 1/4_ nylon coated aircraft cable driven.
- True strength curve on cam.



P-4100

RAPTOR Hi Lat Pull

FEATURES::

- 2" x 4" 11 guage steel weight stack frame housing.
- Form fitted outer weight stack shield.
- Tri-axis handles for diverging pronated, supinated neutral grips.
- ABS seat & thigh pad protective dishes.
- Seamless upholstery.
- Red axis of rotation indicator.
- Natural rubber handgrips.
- Five position seat adjustment.
- Bright red colored pull knobs.
- Instructional color placard.
- 225 lb. weight stack.
- 1/4" nylon coated aircraft cable driven. 4800 lb. test.
- All pivoting axis have radial bearings.



P-4300

RAPTOR Combo Hi Lat Pull/Seated Row

FEATURES::

- 2" x 4" 11 guage steel weight stack frame housing.
- Form fitted outer weight stack shield.
- ABS seat & back protective dishes.
- Seamless upholstery.
- Natural rubber handgrips.
- Five position seat adjustment.
- Six position chest pad adjustment.
- Red axis of rotation indicator.
- Bright red colored pull knobs.
- Instructional color placard.
- Custom made rubber feet with bolt-down holes.
- 225 lb. weight stack.
- 1/4" nylon coated aircraft cable driven. 4800 lb. test.
- All pivoting axis have radial bearings.



P-4400

RAPTOR Weight Assisted Chin-Up

FEATURES::

- 2" x 4" 11 guage steel weight stack frame housing.
- Form fitted outer weight stack shield.
- Heavily padded knee platform.
- 40 oz. Seamless upholstery, bacteria free.
- Natural rubber handgrips.
- Entry steps for chin up station.
- Chin up station swings out of way when not in use.
- Bright red colored pull knobs.
- Instructional color placard.
- 225 lb. weight stack.
- 1/4" nylon coated aircraft cable driven. 4800 lb. test.
- All pivoting axis have radial bearings.



P-5000

RAPTOR Seated Leg Press

FEATURES:

- 2" x 4" 11 guage steel weight stack frame housing.
- Form fitted outer weight stack shield.
- Inner weight stack protective safety shields.
- ABS seat & back protective dishes.
- Seamless upholstery.
- Natural rubber handgrips.
- Five position sliding seat adjustment
- Low seat profile and non-obstructive base frame for easy entry/exit.
- Oversized footplate with EZ grip handle for safety.
- Red axis of rotation indicator.
- Bright red colored pull knobs.
- Instructional color placard.
- 300 lb. weight stack.
- 1/4" nylon coated aircraft cable driven.
- All pivoting axis have radial bearings.



P-5100

RAPTOR Leg Extension w/ROM

FEATURES:

- 2" x 4" 11 guage steel weight stack frame housing.
- Form fitted outer weight stack shield.
- Inner weight stack protective safety shields.
- ABS seat & back protective dishes.
- Seamless upholstery.
- Natural rubber handgrips.
- Five position sliding seat adjustment
- Low seat profile and non-obstructive base frame for easy entry/exit.
- Oversized footplate with EZ grip handle for safety.
- Red axis of rotation indicator.
- Bright red colored pull knobs.
- Instructional color placard.
- 300 lb. weight stack.
- 1/4" nylon coated aircraft cable driven.
- All pivoting axis have radial bearings.



P-5200

RAPTOR P-5200 Prone Leg Curl

FEATURES:

- 2" x 4" 11 guage steel weight stack frame housing.
- Form fitted outer weight stack shield.
- Leg pad adjustment with numerical indexing, 1-5.
- Start range locator with numerical indexing, 1-6.
- Stop range limitation with alphabetical indexing, A-I.
- ABS seat & back protective dishes.
- Seamless upholstery.
- Natural rubber handgrips.
- Six position seat back adjustment
- Red axis of rotation indicator.
- Bright red colored pull knobs.
- Instructional color placard.
- 225 lb. weight stack.
- 1/4" nylon coated aircraft cable driven. 4800 lb. test.
- All pivoting axis have radial bearings.
- True strength curve on cam.



P-5500

RAPTOR Dual Leg Extension/Leg Curl

FEATURES::

- 2" x 4" 11 guage steel weight stack frame housing.
- Form fitted outer weight stack shield.
- ABS seat & back protective dishes.
- Seamless upholstery.
- Lower limb adjustment with numerical indexing, 1-5.
- Start range locator with numerical indexing, 1-6.
- Six position seat back adjustment.
- Bright red colored pull knobs.
- All axis of rotation have RED, permanent indication.
- Instructional color placard.
- 225 lb. weight stack.
- 1/4" nylon coated aircraft cable driven. 4800 lb. test.
- All pivoting axis have radial bearings.
- True strength curve on cam.



P-5800

RAPTOR Combo Leg Extension/Leg Curl

FEATURES::

- 2" x 4" 11 guage steel weight stack frame housing.
- Form fitted outer weight stack shield.
- ABS seat & back protective dishes.
- Seamless upholstery.
- Lower limb adjustment with numerical indexing, 1-5.
- Start range locator with numerical indexing, 1-6.
- Seat back adjustment.
- Bright red colored pull knobs.
- All axis of rotation have RED, permanent indication.
- Instructional color placard.
- 225 lb. weight stack.
- 1/4" nylon coated aircraft cable driven. 4800 lb. test.
- All pivoting axis have radial bearings.
- True strength curve on cam.



P-6300

RAPTOR Combo Adduction / Abduction

FEATURES:

- 2" x 4" 11 guage steel weight stack frame housing.
- Form fitted outer weight stack shield.
- ABS seat & back protective dishes.
- Seamless upholstery.
- Custom made grips and ergonomically formed handles.
- Adjustable range of motion.
- Leg pads swivel for dual use.
- Red axis of rotation indicator.
- Bright red colored pull knobs.
- Instructional color placard.
- 225 lb. weight stack.
- 1/4" nylon coated aircraft cable driven. 4800 lb. test.
- All pivoting axis have radial bearings.
- True strength curve on cam.



P-6550

RAPTOR Abdominal / Back Extension

FEATURES::

- 2" x 4" 11 guage steel weight stack frame housing.
- Form fitted outer weight stack shield.
- ABS seat & back protective dishes.
- Seamless upholstery.
- Heavily padded rollers.
- Adjustable range of motion.
- Bright red colored pull knobs.
- Instructional color placard.
- 150 lb. weight stack.
- 1/4" nylon coated aircraft cable driven. 4800 lb. test.
- All pivoting axis have radial bearings.



PL-126

Economy Half Rack

FEATURES::

- 7 Gauge steel frame.
- (10) Weight storage pegs.
- (2) Safety catch arms.
- (2) J-hooks.
- Chin-up station.
- Olympic weight bar storage.



PLR-950

Smith Machine

FEATURES::

- 3" x 3" 11 Gauge steel construction.
- Counter Balanced Olympic Bar starting weight 5 lbs.
- Adjustable bar stops for safety and range of motion.
- Bar range 1" to 81".
- Case hardened steel guide rods.
- Linear bearing guide system.
- Laser notched stainless steel bar catch with 8 starting-release points & mounting.
- Weight load capacity 1000 lbs.
- Open frame for adjustable bench positions.
- Weight plate storage with protective coating
- 7' 2000 lb. test Olympic Bar.
- Durable powder coat finish.

FEATURES::

- Double laser notched uprights w/laser engraved numbering system for exact bar location
- 1 – 6' x 8' Oak tongue and groove platforms w/Oak center insert.
- 4 – Stainless steel heavy duty lock-on weight bar catches.
- 4 – Stainless steel heavy duty lock-on adjustable safety catch arms.
- Weight plate/bumper plate storage w/open top rack for easy access.
- 2 – Single-grip chin up stations.
- Upper and lower band attachments.
- Laser notching allows for quick and easy bar catch and safety bar adjustments.
- 2 – Vertical weight bar holders
- Resistance band storage and weight collar storage
- 3" x 3" Heavy wall steel frame tubing
- 3 – Stage durable powder coat finish

PL-310

Double Sided Half Rack w/Oak Platform





P-7200

Raptor Adjustable Cable Cross

FEATURES:

- 2" x 4" 11 gauge steel weight stack frame housing
- Form fitted outer weight stack shield
- Hi/Low adjustment column
- Easy lift adjustment handle
- Bright red colored pull knobs
- Instructional color placard
- Custom made rubber feet with bolt-down holes
- 150 lb. weight stack
- 1/4" nylon coated aircraft cable driven. 4800 lb. test
- Chin up station
- Commercial Grade Fitness Equipment
- 168" L x 55" W x 92" H
- Weight: 630 lbs
- Great addition for any home or commercial gym
- Exercise virtually every muscle group with one machine.
- You can interchange the cable handles to provide you with an unlimited number of exercises for all experience levels.



PL-39

Vertical Chest Press

FEATURES::

- 2"x 3" 11 Gauge steel construction.
- 40 oz. Seamless upholstery, bacteria free.
- Adjustable seat, non-pop pins.
- Unilateral arm movement.
- Radial bearings at all pivot points.
- Handles with custom rubber grips.
- Weight plate storage.
- Durable powder coat finish.



PL-52

Reversible Squat

FEATURES::

- Frame and Welds – Lifetime Warranty
- Mechanical Parts – 5 Years
- Upholstery – 1 Year
- 2"x 3" 11 Gauge steel construction.
- 40 oz. Seamless upholstery, bacteria free.
- Heavily padded shoulder and back pads.
- Pillow block bearings at all pivot points.
- Large non-slip foot plats.
- Handles with custom rubber grips.
- Durable powder coat finish.



PL-102

Smith Machine

FEATURES::

- 2" x 3" Heavy wall steel construction.
- 2" Case hardened guide rods.
- Multiple bar catches for multiple start and stop positions.
- Stainless steel guide rod with linear bearing for smooth range of motion.
- Weight plate storage
- Durable powder coat finish.



PL-540

Half Rack

FEATURES:

- Double laser notched uprights w/laser engraved numbering system for exact bar location
- 2 – Stainless steel heavy duty lock-on weight bar catches.
- 2 – Stainless steel heavy duty lock-on adjustable safety catch arms.
- Weight plate storage
- 1 – Multi-grip chin up station.
- 2 – Lock-and-dock spotter stands
- Upper and lower band attachments.
- Laser notching allows for quick and easy bar catch and safety bar adjustments.
- 2 – Vertical weight bar holders.
- Resistance band storage and weight collar storage.
- 3" x 4" 7 Gauge steel frame tubing.
- 3 – Stage durable powder coat finish.



PL-547

Collegiate Double Sided Half Rack

FEATURES:

- 3" x 4" 7 Gauge double laser notched uprights w/laser engraved numbering system for exact bar location
- Laser notching allows for quick and easy bar catch and safety bar adjustments.
- 4 – Stainless steel heavy duty lock-on weight bar catches.
- 4 – Stainless steel heavy duty lock-on adjustable safety catch arms.
- Weight plate/bumper plate storage w/open top rack for easy access.
- Multi-grip chin up stations.
- Upper and lower band attachments.
- 2 – Vertical weight bar holders.
- Resistance band storage and weight collar storage.
- 3 – Stage durable powder coat finish additional cost.



PL-66

Unilateral Leg Press

FEATURES::

- 2"x 3" 11 Gauge steel construction.
- 40 oz. Seamless upholstery, bacteria free.
- Adjustable seat fits all size users.
- Unilateral Leg movement.
- Assist handles with custom rubber grips.
- Pillow block bearings at all pivot points.
- Weight plate, bumper plate storage.
- Durable powder coat finish.



P-117

Hack Squat With Linear Bearing

P-118

Inverted Leg Press With Linear



Stations

**P-235-2**

TOTAL BODY GYM: 4 Weight Stack

FW-200
Bumper Plate Weight Holders**EUNOIA**
Fitness

FW-149

6' X 8' Solid Oak Center Platform



PL-317

Connecting Cross Member



FW-233

3 Tier Dumbbell Rack, 6' Long



FW-234L

2 Tier Hex Dumbbell Rack



Racks

FW-24

Adjustable Squat Stand



FW-275L

2 Tier Shelve Kettlebell Rack



FW-277

3 Tier Kettlebell Rack



FW-28A

Power Rack With Open Base



FW-44

10 Bar Horizontal Bar Rack

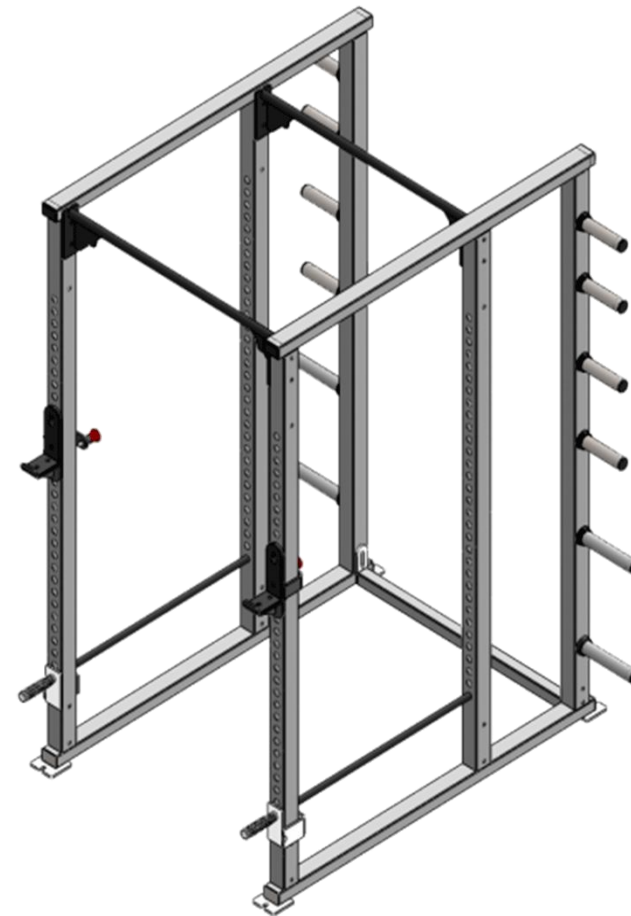


FW-44

10 Bar Horizontal Bar Rack

FW-4510

Power Rack 3" X3" 11 Gauge Steel Upright

EUNOIA
Fitness



PL-520

Double Sided Half Rack

FEATURES:

- Double laser notched uprights w/laser engraved numbering system for exact bar location.
- 4 – Stainless steel heavy duty lock-on weight bar catches.
- 4 – Stainless steel heavy duty lock-on adjustable safety catch arms.
- Weight plate/bumper plate storage w/open top rack for easy access.
- 2 – Multi-grip chin up stations.
- Upper and lower band attachments.
- Laser notching allows for quick and easy bar catch and safety bar adjustments.
- 2 – Vertical weight bar holders.
- Resistance band storage and weight collar storage.
- 3" x 4" 7 Gauge steel frame tubing.
- 3 – Stage durable powder coat finish.



PL-820

Deluxe Double Sided Half Rack

FEATURES::

- 3" x 4" 7 Gauge Steel Uprights
- 7 Gauge Laser Single Upright Sleeves
- Weight Plate and Bumper Plate Storage
- Optional Laser Cut Logo
- Bar Storage
- (4) Safety catch arms
- (4) J-hooks
- Variable Grip Chin-up station
- Landline Attachment




PL-830

Deluxe Double Sided Full & Half Rack

FEATURES::

- 3" x 4" 7 Gauge Steel Uprights
- 7 Gauge Laser Single Upright Sleeves
- Weight Plate and Bumper Plate Storage
- Optional Laser Cut Logo
- Bar Storage
- (4) Safety catch arms
- (4) J-hooks
- Variable Grip Chin-up station
- Landline Attachment

Racks



PL-830

Deluxe Double Sided Full & Half Rack

FEATURES::

- 3" x 4" 7 Gauge Steel Uprights
- 7 Gauge Laser Single Upright Sleeves
- Weight Plate and Bumper Plate Storage
- Optional Laser Cut Logo
- Bar Storage
- (4) Safety catch arms
- (4) J-hooks
- Variable Grip Chin-up station
- Landline Attachment



Racks



PL-865

Deluxe Full Power Rack

FEATURES::

- 3" x 4" 7 Gauge Steel Uprights
- 7 Gauge Laser Single Upright Sleeves
- Weight Plate and Bumper Plate Storage
- Optional Laser Cut Logo
- Bar Storage
- (2) Safety catch arms
- (2) J-hooks
- Variable Grip Chin-up station
- Landline Attachment





SP-645

Modular Half Rack System

FEATURES:

- 3" x 3" 7 gauge multi hole upright posts
- Adjustment holes are 2" on center
- Laser engraved numbering for exact bar positioning
- Adjustable J-hooks
- Adjustable bar catches
- Adjustable Weight and bar storage
- Chin up station
- 3 – Stage durable powder coat finish





SP-670

Sport Series Full Rack

FEATURES::

- 3" x 3" 7 gauge multi hole upright posts
- Adjustment holes are 2" on center
- Laser engraved numbering for exact bar positioning
- 2 – Adjustable J-hooks
- 2 – Adjustable bar catches
- Weight and bar storage
- Chin up station
- 3 – Stage durable powder coat finish





STR-10

3 Tier Deluxe Accessory Rack

FEATURES::

- 2" Oval Tubing steel frame
- (3) 29" x 41" Storage shelves
- (6) Storage hooks
- (4) Storage pegs
- Wheels for ease of transportation
- Durable powder-coat finish

FW-4510

Power Rack 3" X3" 11 Gauge Steel Upright



FW-77

2 — Sided Locking Weight Belt Rack



FW-78

Back Extension



FW-89

Combo Prone Leg Curl/Seated Extension



FW-74

Wide Power Rack 3" 7 Gauge Steel

FW-69

10-Bar Barbell Rack





PL-340

Pro Half Rack 3" x 3" 7 Gauge

FEATURES:

- Double laser notched uprights w/laser engraved numbering system for exact bar location
- 2 – Stainless steel heavy duty lock-on weight bar catches.
- 2 – Stainless steel heavy duty lock-on adjustable safety catch arms.
- Weight plate storage
- 1 – Single-grip chin up stations.
- Upper and lower band attachments.
- Laser notching allows for quick and easy bar catch and safety bar adjustments.
- 2 – Vertical weight bar holders.
- Resistance band storage and weight collar storage.
- 3" x 3" Heavy wall steel frame tubing.
- 3 – Stage durable powder coat finish.



PL-360

Full Power Rack

FEATURES:

- Double laser notched uprights w/laser engraved numbering system for exact bar location
- 2 – Stainless steel heavy duty lock-on weight bar catches.
- 2 – Stainless steel heavy duty lock-on adjustable safety catch arms.
- Weight plate storage
- 1 – Single-grip chin up stations.
- Laser notching allows for quick and easy bar catch and safety bar adjustments.
- 2 – Vertical weight bar holders
- Resistance band storage and weight collar storage
- 3" x 3" Heavy wall steel frame tubing
- 3 – Stage durable powder coat finish



PL-350

Half Rack w/Oak Platform

FEATURES:

- Double laser notched uprights w/laser engraved numbering system for exact bar location
- 1 – 6' x 8' Oak tongue and groove platforms w/Oak center insert.
- 2 – Stainless steel heavy duty lock-on weight bar catches.
- 2 – Stainless steel heavy duty lock-on adjustable safety catch arms.
- Weight plate storage
- 1 – Single-grip chin up stations.
- Upper and lower band attachments.
- Laser notching allows for quick and easy bar catch and safety bar adjustments.
- 2 – Vertical weight bar holders
- Resistance band storage and weight collar storage
- 3" x 3" Heavy wall steel frame tubing
- 3 – Stage durable powder coat finish



PL-370

Full Power Rack w/Oak Platform

FEATURES::

- Double laser notched uprights w/laser engraved numbering system for exact bar location
- 1 – 6' x 8' Oak tongue and groove platform w/insert
- 2 – Stainless steel heavy duty lock-on weight bar catches.
- 2 – Stainless steel heavy duty lock-on adjustable safety catch arms.
- Weight plate storage
- 1 – Single-grip chin up stations.
- Laser notching allows for quick and easy bar catch and safety bar adjustments.
- 2 – Vertical weight bar holders.
- Resistance band storage and weight collar storage.
- 3" x 3" Heavy wall steel frame tubing.
- 3 – Stage durable powder coat finish.

**FW-97**

Deluxe Power Rack 7 Gauge Steel


FEATURES:

- 1.5-inch x 3-inch steel channel construction with 3 x 3-inch 7 gauge steel base.
- Adjustable bar hooks and safety spotter bars.
- Full 36-inch space between uprights gives you the power-lifting area you need.
- Built-in chin-up bar and band attachment.
- Corrosion-resistant weight storage hooks.
- Durable powder coat paint, designed to your color specifications.
- 400 lbs.
- 7' L x 6' W x 8' H".

FW-69

10-Bar Barbell Rack





PL-320

Double Sided Half Rack

FEATURES:

- Double laser notched uprights w/laser engraved numbering system for exact bar location
- 4 – Stainless steel heavy duty lock-on weight bar catches.
- 4 – Stainless steel heavy duty lock-on adjustable safety catch arms.
- Weight plate/bumper plate storage w/open top rack for easy access.
- 2 – Single-grip chin up stations.
- Upper and lower band attachments.
- Laser notching allows for quick and easy bar catch and safety bar adjustments.
- 2 – Vertical weight bar holders
- Resistance band storage and weight collar storage
- 3" x 3" Heavy wall steel frame tubing
- 3 – Stage durable powder coat finish

Vertex T22

FEATURES:

- 5.5 HP continuous duty AC motor.
- Speed range from 0.5- 15.6 mph.
- Incline range from 0.5 - 20%.
- 4" diameter rollers.
- 22" x 63" running surface.
- 19" LCD capacitive touch screen with digital TV function.
- 26 programs: Military, Cardio, Custom, Fat Burn and more.
- iPod connectivity with Nike+ and other functions.
- +Facebook, YouTube, 8 virtual reality programs, Wi-Fi, Multiple language options and more.



Smart Treadmill
without
Entertainment
Package



The 5.5 HP AC
commercial
motor ensures
years of powerful
and reliable
performance.



4" diameter roller
wheel with
double sealed
ball bearings and
4-ply running
belt.

Vertex T22X

Vertex E22X 10.1" LCD Touch
Screen Display



Centurion 23T

FEATURES:

- 5.5 HP Heavy-duty AC motor with hybrid drive control system.
- Speed range from 0.5- 14 mph.
- Incline range from 0 - 16%.
- Large 22" x 61" running surface with 4-Ply Self-lubricated belt.
- 15" LCD HDTV.
- 26 programs: Fit Test, Military and Firefighter Protocols.
- Intelligent touch heart rate system.
- 500 lbs. Maximum user weight.



Commercial Treadmill without Entertainment Package



The 5 HP AC motor ensures years of powerful and reliable performance.



Advanced elastomer to cushion shock presents a natural exercise and protects against the negative effect that running on a hard surface can cause.

Centurion 23TX

Commercial Treadmill w/ HDTV Entertainment Package



EUNOIA
Fitness

Centurion 25T

FEATURES:


- 5.5 HP Heavy-duty AC motor with hybrid drive control system.
- Speed Range 0.5 - 15.5 mph.
- Incline Range: 0 - 20 %.
- 22" x 63" 4-Ply self-lubricated belt with reversible deck.
- 3" diameter roller wheels.
- 15" LCD HDTV.
- 26 programs including Fit Test, Military and Firefighter Protocols.
- Intelligent touch heart rate system.
- 500 lbs. Maximum user weight.



Commercial Treadmill without Entertainment Package



Ergonomically designed, digital touch heart rate sensors use a scientific algorithm to measure heart rate.



Our Centurion 25T series commercial treadmills come with large storage trays, making access to items easy and convenient.

Centurion 25 TX

Commercial Treadmill w/ HDTV Entertainment Package



EUNOIA
Fitness

Viper 77141

FEATURES:

- 4 HP continuous duty motor.
- Speed range from 0.5- 12 mph.
- Incline range from 0.5 - 15%.
- Belt running surface: 22" x 60" ..
- 4 ply belt with 3" diameter rollers.
- 10 programs including 5k, fat burn, cardio and more.
- Contact heart rate system.
- Bright Tricolored LED display.



Dual fans located under the motor cover keep our 4.0 HP commercial duty treadmill motor and electronics running cool.

Viper

Commercial Treadmill



EUNOIA
Fitness

Viper 77131

FEATURES:

- 4 HP continuous duty motor.
- Speed range from 0.5- 12 mph.
- Incline range from 0.5 - 15%.
- Belt running surface: 22" x 60"..
- 4 ply belt with 3" diameter rollers.
- 10 programs including 5k, fat burn, cardio and more.
- Contact heart rate system.
- Bright Tricolored LED display.



Our oversized foot pedals have an integrated 2 degree inward to make your workout more comfortable.



Viper

Commercial Elliptical

EUNOIA
Fitness

Vertex E22

FEATURES:

- Walk up platform for easy access.
- Adjustable elevation for stride length.
- Facebook, YouTube, 8 virtual reality programs and more.
- Multiple language options.
- Contact heart rate system.
- Fingertip controls.
- 40 levels of resistance.
- 10.1" LCD capacitive touch screen with digital TV function.
- iPad connectivity.
- Nike+, Wi-Fi and other functions.



Smart Elliptical
without
Entertainment
Package



Non-skid step up
platform for sage
and easy
mounting and
dismounting



Fingertip controls
adjust stride
from 14" to 21.5"
to accommodate
all users.

Vertex E22X

Vertex E22X 10.1" LCD Touch
Screen Display



EUNOIA
Fitness

Centurion 25T

FEATURES:


- 5.5 HP Heavy-duty AC motor with hybrid drive control system.
- Speed Range 0.5 – 15.5 mph.
- Incline Range: 0 – 20 %.
- 22" x 63" 4-Ply self-lubricated belt with reversible deck.
- 3" diameter roller wheels.
- 15" LCD HDTV.
- 26 programs including Fit Test, Military and Firefighter Protocols.
- Intelligent touch heart rate system.
- 500 lbs. Maximum user weight.



Commercial Treadmill without Entertainment Package



Ergonomically designed, digital touch heart rate sensors use a scientific algorithm to measure heart



Our Centurion 25T series commercial treadmills come with large storage trays making access to

Centurion 25 TX

Commercial Treadmill w/ HDTV Entertainment Package



EUNOIA
Fitness

Centurion 25E

FEATURES:

- Large non-slip foot pedals.
- Upper and lower body movement.
- Cup holder and reading rack.
- 25 levels of resistance.
- 16 workout programs.
- Self powered 6 pivot linkage for smooth motion.
- iPod Compatible w/USB charging capabilities.
- Dual enhanced intelligent
- Touch heart rate system.



Commercial Elliptical without Entertainment Package



Centurion Series Ellipticals are designed for years of worry free use with our anti-Dust and easy maintenance design.



Our oversized non-slip foot pedals are designed to allow users to adjust their foot positions for maximum comfort during exercise.

Centurion 25 EX

Commercial Elliptical w/HDTV Entertainment Package



EUNOIA
Fitness

Viper Bike

FEATURES:

- Walk through frame.
- 30 Lb. Flywheel.
- Poly V-belt drive system.
- Ergonomically correct handles.
- Large seat with lumbar support.
- 40 levels of resistance.
- 10 programs; hill, fat burning, fit test and more.
- LED display, cooling fan in console, reading rack.



The Viper's seat is ergonomically designed w/built in lumbar support for maximum comfort and easy sliding adjustment system.

Viper 77121

Recumbent Bike



EUNOIA
Fitness

Viper Bike

FEATURES:

- 40 levels of resistance.
- 30 Lb. Flywheel.
- Poly V-belt drive system.
- Contact heart rate system.
- Ergonomically correct handles.
- 10 programs; hill, fat burning, fit test and more.
- Tri-color LED display.
- Cooling fan in console, reading rack.



The Viper's Upright Bike offers large, non-skid foot pedals with straps to keep your feet firmly in place during exercises,

Viper 77111

Upright Bike



EUNOIA
Fitness